



# A Review for Deep Reinforcement Learning in Atari: Benchmarks, Challenges and Solutions

---

Jiajun Fan

EasyChair preprints are intended for rapid dissemination of research results and are integrated with the rest of EasyChair.

May 19, 2023

# A Review for Deep Reinforcement Learning in Atari: Benchmarks, Challenges, and Solutions

Jiajun Fan

Tsinghua Shenzhen International Graduate School  
Tsinghua University, Shenzhen, China  
fanjj21@mails.tsinghua.edu.cn

## Abstract

The Arcade Learning Environment (ALE) is proposed as an evaluation platform for empirically assessing the generality of agents across dozens of Atari 2600 games. ALE offers various challenging problems and has drawn significant attention from the deep reinforcement learning (RL) community. From Deep Q-Networks (DQN) to Agent57, RL agents seem to achieve superhuman performance in ALE. However, is this the case? In this paper, to explore this problem, we first review the current evaluation metrics in the Atari benchmarks and then reveal that the current evaluation criteria of achieving superhuman performance are inappropriate, which underestimated the human performance relative to what is possible. To handle those problems and promote the development of RL research, we propose a novel Atari benchmark based on human world records (HWR), which puts forward higher requirements for RL agents on both final performance and learning efficiency. Furthermore, we summarize the state-of-the-art (SOTA) methods in Atari benchmarks and provide benchmark results over new evaluation metrics based on human world records. We concluded that at least four open challenges hinder RL agents from achieving superhuman performance from those new benchmark results. Finally, we also discuss some promising ways to handle those problems.

## Introduction

The Arcade Learning Environment (Bellemare et al. 2013, ALE) was proposed as a platform for empirically assessing agents designed for general competency across a wide range of Atari games. ALE offers an interface to a diverse set of Atari 2600 game environments designed to be engaging and challenging for human players (Toromanoff, Wirbel, and Moutarde 2019). Most games of Atari have not been entirely conquered by humans, making the human world records breakthrough a symbol of RL agents to achieve superhuman performance. As Bellemare et al. (2013) put it, the Atari 2600 games are well suited for evaluating general competency in AI agents for three main reasons:

1. ALE provides multiple different tasks, requiring enough generality.
2. As some of ALE has not been broken through, and they are also challenging for humans.
3. Developed by an independent party, ALE is free of the experimenter's bias.

Agents are expected to perform well in as many games as possible **making minimal assumptions about the domain at hand and without the use of game-specific information**. In recent reinforcement learning advances, researchers (Badia et al. 2020a; Hessel et al. 2021, 2017) are seeking agents that can achieve superhuman performance. Deep Q-Networks (Mnih et al. 2015, DQN) was the first algorithm to achieve human-level control in a large number of the Atari 2600 games, measured by human normalized scores (HNS). Subsequently, using HNS to assess performance on Atari games has become one of the most widely used benchmarks in deep reinforcement learning (RL). Current state-of-the-art(SOTA) algorithms such as (Badia et al. 2020a, Agent) claimed that they had achieved superhuman performance when they outperformed the human baseline uniformly over all Atari 57 games.

It seems that reinforcement learning agents have been able to reach the superhuman level. However, is this the case? In this paper, we argue that the performance of current reinforcement learning agents is far from the superhuman level from several aspects.

As Toromanoff, Wirbel, and Moutarde (2019) put it, the human baseline scores potentially **underestimating human performance** relative to what is possible. Thus, we argue that this human baseline is far from representative of the best human player, which means that using it to claim superhuman performance is misleading. This paper will propose more comprehensive and reasonable evaluation metrics for the Atari benchmark to test the real superhuman reinforcement learning algorithms.

Learning efficiency (Machado et al. 2018) is one of the metrics to evaluate the learning ability of RL agents. However, many SOTA algorithms (e.g., (Badia et al. 2020a)) always overemphasize the final performance they obtain but ignore the computational cost required to obtain that performance. It has led more algorithms to improve the final performance at the expense of more training samples. This paper argues that a superhuman agent should surpass humans in both final performance and learning efficiency. In this paper, we will propose several measures to evaluate the learning efficiency of RL agents.

In this work, we first discuss current evaluation metrics in Atari benchmarks. We then propose a more comprehensive evaluation system, which perfects the work of Toromanoff,

Wirbel, and Moutarde (2019). We advocate introducing the human world records baseline into the evaluation system of Atari benchmarks. As an illustration of our new benchmark, we provide benchmark results for several representative algorithms in model-free RL, model-based RL, and other fields. From those benchmark results, we find out that SOTA RL algorithms are far from superhuman performance on ALE, which means ALE is still a challenging problem. Finally, we conclude the challenges for obtaining superhuman agents in ALE and propose some promising solutions.

The main contributions of this work are:

- 1. Review of Evaluation Metrics for Atari Benchmark.** We reviewed the most used evaluation metrics for ALE and thoroughly discussed the advantages and disadvantages while using those metrics.
- 2. Introduction of the measure of learning efficiency for RL agents on ALE.** We argue the importance of learning efficiency for superhuman RL agents and revealed the low learning efficiency problem for current SOTA algorithms (Badia et al. 2020a; Schrittwieser et al. 2020).
- 3. Perfection of the world records human baseline.** We provide complete human world records overall the 57 Atari games, rather than part of them (Hafner et al. 2020; Toromanoff, Wirbel, and Moutarde 2019). We further extended the SABER (Toromanoff, Wirbel, and Moutarde 2019) to a more comprehensive evaluation system with several new evaluation metrics based on human world records.
- 4. The proposal, description, and justification of a superhuman benchmark for ALE.** We argue that the human world records are more representative for the human level instead of human baselines used in most of the previous works.
- 5. A novel benchmark results of current state-of-the-art reinforcement learning algorithms.** We review several milestones in the Atari benchmarks from DQN to GDI (Fan, Xiao, and Huang 2021), and then show the benchmark results of them. From these new benchmark results, we see the ALE is still challenging even for so-called SOTA algorithms.
- 6. Introduction of current challenges and promising solutions for superhuman agents on ALE.** From the new benchmark results, we see massive existing problems hindering RL agents from achieving superhuman performance. We conclude those problems and provide promising solutions for those problems.

## Background

Similar to deep learning (Wang et al. 2022a; Wang, Peng, and Qiao 2020; Wang, Chen, and Dou 2021), reinforcement learning is also a branch of machine learning. Most of the previous work has introduced the background knowledge of RL in detail. In this section, we only summarize and recall the background knowledge used in this paper. If you are interested in the relevant content, we recommend you read the relevant material (Sutton and Barto 2018; Yang et al. 2022; Wang et al. 2022b,c).

## Reinforcement Learning

The RL problem can be formulated as a Markov Decision Process (Howard 1960, MDP) defined by  $(\mathcal{S}, \mathcal{A}, p, r, \gamma, \rho_0)$ . Considering a discounted episodic MDP, the initial state  $s_0$  is sampled from the initial distribution  $\rho_0(s) : \mathcal{S} \rightarrow \Delta(\mathcal{S})$ , where we use  $\Delta$  to represent the probability simplex. At each time  $t$ , the agent chooses an action  $a_t \in \mathcal{A}$  according to the policy  $\pi(a_t|s_t) : \mathcal{S} \rightarrow \Delta(\mathcal{A})$  at state  $s_t \in \mathcal{S}$ . The environment receives  $a_t$ , produces the reward  $r_t \sim r(s, a) : \mathcal{S} \times \mathcal{A} \rightarrow \mathbf{R}$  and transfers to the next state  $s_{t+1}$  according to the transition distribution  $p(s' | s, a) : \mathcal{S} \times \mathcal{A} \rightarrow \Delta(\mathcal{S})$ . The process continues until the agent reaches a terminal state or a maximum time step. Define the discounted state visitation distribution as  $d_{\rho_0}^{\pi}(s) = (1-\gamma)\mathbf{E}_{s_0 \sim \rho_0} [\sum_{t=0}^{\infty} \gamma^t \mathbf{P}(s_t = s | s_0)]$ . The goal of reinforcement learning is to find the optimal policy  $\pi^*$  that maximizes the expected sum of discounted rewards, denoted by  $\mathcal{J}$  (Sutton and Barto 2018):

$$\begin{aligned} \pi^* &= \operatorname{argmax}_{\pi} \mathcal{J}_{\pi} \\ &= \operatorname{argmax}_{\pi} \mathbf{E}_{s_t \sim d_{\rho_0}^{\pi}} \mathbf{E}_{\pi} [G_t | s_t] \\ &= \operatorname{argmax}_{\pi} \mathbf{E}_{s_t \sim d_{\rho_0}^{\pi}} \mathbf{E}_{\pi} \left[ \sum_{k=0}^{\infty} \gamma^k r_{t+k} | s_t \right] \end{aligned} \quad (1)$$

where  $\gamma \in (0, 1)$  is the discount factor.

RL algorithms can be divided into off-policy manners (Mnih et al. 2015, 2016; Haarnoja et al. 2018; Espenholt et al. 2018) and on-policy manners (Schulman et al. 2017). Off-policy algorithms select actions according to a behavior policy  $\mu$  that differs from the learning policy  $\pi$ . On-policy algorithms evaluate and improve the learning policy through data sampled from the same policy. RL algorithms can also be divided into value-based methods (Mnih et al. 2015; Hessel et al. 2017; Horgan et al. 2018) and policy-based methods (Espenholt et al. 2018; Schmitt, Hessel, and Simonyan 2020). In the value-based methods, agents learn the policy indirectly, where the policy is defined by consulting the learned value function, like  $\epsilon$ -greedy, and a typical GPI learns the value function. In the policy-based methods, agents learn the policy directly, where the correctness of the gradient direction is guaranteed by the policy gradient theorem (Sutton and Barto 2018), and the convergence of the policy gradient methods is also guaranteed (Agarwal et al. 2019).

## Evaluation Metrics for ALE

In this section, we will mainly introduce the evaluation metrics in ALE, including those that have been commonly used by previous works like the raw score and the normalized score over all the Atari games based on human average score baseline, and some novel evaluation criteria for the superhuman Atari benchmark such as the normalized score based on human world records, learning efficiency, and human world record breakthrough.

### Raw Score

Raw score refers to using tables (e.g., Table of Scores) or figures (e.g., Training Curve) to show the total scores of RL

algorithms on all Atari games, which can be calculated by the sum of the undiscounted reward of the  $g$ th game of Atari using algorithm  $i$  as follows:

$$G_{g,i} = \mathbf{E}_{s_t \sim d_{\rho_0}} \mathbf{E}_{\pi} \left[ \sum_{k=0}^{\infty} r_{t+k} | s_t \right], g \in [1, 57] \quad (2)$$

As Bellemare et al. (2013) firstly put it, raw score over the whole 57 Atari games can reflect the performance and generality of RL agents to a certain extent. However, this evaluation metric has many limitations:

1. It is difficult to compare the performance of the two algorithms directly.
2. Its value is easily affected by the score scale. For example, the score scale of Pong is  $[-21, 21]$ , but that of chopper command is  $[0, 999900]$ , so the chopper command will dominate the mean score of those games.

In recent RL advances, this metric is used to avoid any issues that aggregated metrics may have (Badia et al. 2020a; Fan, Xiao, and Huang 2021; Fan et al. 2020; Xiao et al. 2021b,a,c). Furthermore, this paper used these metrics to prove whether the RL agents have surpassed the human world records, which will be introduced in detail later.

### Normalized Scores

To handle the drawbacks of the raw score, some researchers (Bellemare et al. 2013; Mnih et al. 2015) proposed the normalized score. The normalized score of the  $g$ th game of Atari using algorithm  $i$  can be calculated as follows:

$$Z_{g,i} = \frac{G_{g,i} - G_{g,base}}{G_{g,reference} - G_{g,base}} \quad (3)$$

As Bellemare et al. (2013) put it, we can compare games with different scoring scales by normalizing scores, which makes the numerical values become comparable. In practice, we can make  $G_{g,base} = r_{g,min}$  and  $G_{g,reference} = r_{g,max}$ , where  $[r_{g,min}, r_{g,max}]$  is the score scale of the  $g$ th game. Then Equ. (3) becomes  $Z_{g,i} = \frac{G_{g,i} - r_{g,min}}{r_{g,max} - r_{g,min}}$ , which is a **Min-Max Scaling** and thus  $Z_{g,i} \in [0, 1]$  become comparable across the 57 games. It seems this metric can be served to compare the performance between two different algorithms. However, the Min-Max normalized score fail to intuitively reflect the gap between the algorithm and the average level of humans. Thus, we need a human baseline normalized score.

**Human Average Score Baseline** As we mentioned above, recent reinforcement learning advances (Badia et al. 2020a,b; Kapturowski et al. 2018; Ecoffet et al. 2019; Schrittwieser et al. 2020; Hessel et al. 2021, 2017) are seeking agents that can achieve superhuman performance. Thus, we need a metric to intuitively reflect the level of the algorithms compared to human performance. Since being proposed by (Bellemare et al. 2013), the Human Normalized Score (HNS) is widely used in the RL research (Machado et al. 2018). HNS can be calculated as follows:

$$\text{HNS}_{g,i} = \frac{G_{g,i} - G_{g,random}}{G_{g,human\ average} - G_{g,random}} \quad (4)$$

wherein  $g$  donates the  $g$ th game of Atari,  $i$  represents the algorithm  $i$ ,  $G_{g,human\ average}$  represents the human average score baseline (Toromanoff, Wirbel, and Moutarde 2019), and  $G_{g,random}$  represents the performance of a random policy. Adopting HNS as an evaluation metric has the following advantages:

1. **Intuitive comparison with human performance.**  $\text{HNS}_{g,i} \geq 100\%$  means algorithm  $i$  have surpassed the human average performance in game  $g$ . Therefore, we can directly use HNS to reflect which games the RL agents have surpassed the average human performance.
2. **Performance across algorithms become comparable.** Like Max-Min Scaling, the human normalized score can also make two different algorithms comparable. The value of  $\text{HNS}_{g,i}$  represents the degree to which algorithm  $i$  surpasses the average level of humans in game  $g$ .

**Mean HNS** represents the mean performance of the algorithms across the 57 Atari games based on the human average score. However, it is susceptible to interference from individual high-scoring games like the hard-exploration problems in Atari (Ecoffet et al. 2019). While taking it as the only evaluation metric, Go-Explore (Ecoffet et al. 2019) has achieved SOTA compared to Agent57 (Badia et al. 2020a), NGU (Badia et al. 2020b), R2D2 (Kapturowski et al. 2018). However, Go-Explore fails to handle many other games in Atari like demon attack, breakout, boxing, phoenix (Fan, Xiao, and Huang 2021). Additionally, Go-Explore fails to balance the trade-off between exploration and exploitation, which makes it suffer from the low sample efficiency problem, which will be discussed later.

**Median HNS** represents the median performance of the algorithms across the 57 Atari games based on the human average score. Massive researchers (Schrittwieser et al. 2020; Hessel et al. 2021) have adopted it as a more reasonable metric for comparing performance between different algorithms. The median HNS has overcome the interference from individual high-scoring games. However, As far as we can see, there are at least two problems while only referring to it as the evaluation metrics. First of all, the median HNS only represents the mediocre performance of an algorithm. How about the top performance? One algorithm (Hessel et al. 2021) can easily achieve high median HNS, but at the same time obtain a poor mean HNS by adjusting the hyperparameters of algorithms for games near the median score. It shows that these metrics can show the generality of the algorithms but fail to reflect the algorithm’s potential. Moreover, adopting these metrics will urge us to pursue rather mediocre methods.

In practice, we often use **mean HNS** or **median HNS** to show the final performance or generality of an algorithm. Dispute upon whether the mean value or the median value is more representative to show the generality and performance of the algorithms lasts for several years (Mnih et al. 2015; Hessel et al. 2017; Hafner et al. 2020; Hessel et al. 2021; Bellemare et al. 2013; Machado et al. 2018). To avoid any issues that aggregated metrics may have, **we advocate calculating both of them in the final results** because they serve different purposes, and we could not evaluate any algorithm via a single one of them.

**Capped Normalized Score** Capped Normalized Score is also widely used in many reinforcement learning advances (Toromanoff, Wirbel, and Moutarde 2019; Badia et al. 2020a). Among them, Agent57 (Badia et al. 2020a) adopts the capped human normalized score (CHNS) as a better descriptor for evaluating general performance, which can be calculated as  $CHNS = \max\{\min\{HNS, 1\}, 0\}$ . Agent57 claimed CHNS emphasizes the games that are below the average human performance benchmark and used CHNS to judge whether an algorithm has surpassed the human performance via  $CHNS \geq 100\%$ . The mean/median CHNS represents the mean/median completeness of surpassing human performance. However, there are several problems while adopting these metrics:

1. CHNS fails to reflect the real performance in specific games. For example,  $CHNS \geq 100\%$  represents the algorithms surpassed the human performance but failed to reveal how good the algorithm is in this game. From the view of CHNS, Agent57 (Badia et al. 2020a) has achieved SOTA performance across 57 Atari games, but while referring to the mean HNS or median HNS, Agent57 lost to MuZero (Fan, Xiao, and Huang 2021).
2. It is still controversial that using  $CHNS \geq 100\%$  to represent the superhuman performance because it underestimates the human performance (Toromanoff, Wirbel, and Moutarde 2019).
3. CHNS ignores the low sample efficiency problem as other metrics using normalized scores.

In practice, CHNS can serve as an indicator to reflect whether RL agents can surpass the average human performance. The mean/median CHNS can be used to reflect the generality of the algorithms.

**Human World Records Baseline** As (Toromanoff, Wirbel, and Moutarde 2019) put it, the Human Average Score Baseline potentially underestimates human performance relative to what is possible. To better reflect the performance of the algorithm compared to the human world record, we introduced a complete human world record baseline extended from (Hafner et al. 2020; Toromanoff, Wirbel, and Moutarde 2019) to normalize the raw score, which is called the Human World Records Normalized Score (HWRNS), which can be calculated as follows:

$$HWRNS_{g,i} = \frac{G_{g,i} - G_{g,random}}{G_{g,human\ world\ records} - G_{g,random}} \quad (5)$$

wherein  $g$  donates the  $g$ th game of Atari,  $i$  represents the RL algorithm,  $G_{i,human}$  represents the human world records, and  $G_{g,random}$  represents means the performance of a random policy. Adopting HWRNS as an evaluation metric of algorithm performance has the following advantages:

1. **Intuitive comparison with human world records.** As  $HNS_{g,i} \geq 100\%$  means algorithm  $i$  have surpassed the human world records performance in game  $g$ . We can directly use HWRNS to reflect which games the RL agents have surpassed the human world records, which can be used to calculate the human world records breakthrough in Atari benchmarks.

2. **Performance across algorithms become comparable.**

Like the Max-Min Scaling, the HWRNS can also make two different algorithms comparable. The value of  $HWRNS_{g,i}$  represents the degree to which algorithm  $i$  has surpassed the human world records in game  $g$ .

**Mean HWRNS** represents the mean performance of the algorithms across the 57 Atari games. Compared to mean HNS, mean HWRNS put forward higher requirements on the algorithm. Poor performance algorithms like SimPLe (Kaiser et al. 2019) will can be directly distinguished from other algorithms. It requires the algorithms to pursue a better performance across all the games rather than concentrate on one or two of them because breaking through any human world record is a huge milestone, which puts forward significant challenges to the performance and generality of the algorithm. For example, current model-free SOTA algorithms on HNS is Agent57 (Badia et al. 2020a), which only acquires 125.92% mean HWRNS, while GDI-H<sup>3</sup> obtained 154.27% mean HWRNS and thus became the new state-of-the-art.

**Median HWRNS** represents the median performance of the algorithms across the 57 Atari games. Compared to Median HNS, median HWRNS also puts forward higher requirements for the algorithm. For example, current SOTA RL algorithms like Muzero (Schrittwieser et al. 2020) obtain much higher median HNS over GDI-H<sup>3</sup> (Fan, Xiao, and Huang 2021) but relatively lower median HWRNS.

**Capped HWRNS** Capped HWRNS (also called SABER) is firstly proposed and used by (Toromanoff, Wirbel, and Moutarde 2019), which is calculated by  $SABER = \max\{\min\{HWRNS, 2\}, 0\}$ . SABER also has the same problems as CHNS, and we will not repeat them here. For more details on SABER, we recommend referring (Toromanoff, Wirbel, and Moutarde 2019).

## Learning Efficiency

As we mentioned above, traditional SOTA algorithms typically ignore the low learning efficiency problem, which makes the data used for training continuously increasing (e.g., from 10B (Kapturowski et al. 2018) to 100B (Badia et al. 2020a)). Increasing the training volume hinders the application of reinforcement learning algorithms into the real world. In this paper, we advocate not to improve the final performance via improving the learning efficiency instead of increasing the training volume. We advocate achieving SOTA within 200M training frames for Atari. To evaluate the learning efficiency of an algorithm, we introduce three promising metrics.

**Training Scale** As one of the commonly used metrics to reveal the learning efficiency for machine learning algorithms, training scale can also serve the purpose in RL problems. In ALE, the training scale means the scale of video frames used for training. Training frames for world modeling or planning via real-world models also need to be counted in model-based settings.

**Game Time** Game time is a unique metric of Atari, which means the real-time gameplay (Machado et al. 2018; Fan, Xiao, and Huang 2021). We can use the following formula to

calculate this metric:

$$\text{Game Time (day)} = \frac{\text{Num.Frames}}{108000 \times 2 \times 24} \quad (6)$$

For example, 200M training frames equal to 38.5 days real-time gameplay (Fan, Xiao, and Huang 2021), and 100B training frames equal to 19250 days (52.7 years) real-time gameplay (Badia et al. 2020a). As far as we know, no Atari human world record was achieved by playing a game continuously for more than 52.7 years because it is less than 52.7 years since the birth of the Atari games.

**Learning Efficiency** As we mentioned several times while discussing the drawbacks of the normalized score, learning efficiency has been ignored in massive SOTA algorithms. Many SOTA algorithms achieved SOTA through training with vast amounts of data, which may equal 52.7 years continuously playing for a human. In this paper, we argue it is unreasonable to rely on the increase of data to improve the algorithm’s performance. Thus, we proposed the following metric to evaluate the learning efficiency of an algorithm:

$$\text{Learning Efficiency} = \frac{\text{Related Evaluation Metric}}{\text{Num.Frames}} \quad (7)$$

For example, the learning efficiency of an algorithm over means HNS is  $\frac{\text{mean HNS}}{\text{Num.Frames}}$ , which means the algorithms obtaining higher mean HNS via lower training frames are better than those acquiring more training data methods.

### Human World Record Breakthrough

As we mentioned above, we need higher requirements to prove RL agents achieve real superhuman performance. Therefore, like the CHNS (Badia et al. 2020a), the Human World Record Breakthrough (HWRB) can serve as the metric to reveal whether the algorithm has achieved the real superhuman performance, which can be calculated by  $\text{HWRB} = \sum_{i=1}^{57} (\text{HWRNS} \geq 1)$ .

### Human World Records Benchmark for Reinforcement Learning on Atari

Since we have thoroughly discussed the evaluation metrics in ALE, in this section, we mainly introduce the Human World Records Benchmark for Reinforcement Learning on Atari. Firstly, we will discuss some methodological differences in ALE benchmarks found in the literature (Bellemare et al. 2013; Machado et al. 2018; Badia et al. 2020a; Hessel et al. 2017). Then, we will introduce the training and evaluation procedures. In the next section, we will report the benchmark results among representative reinforcement learning algorithms.

### Methodological Differences in ALE Benchmarks

**Episode Termination** In the origin benchmark of ALE (Bellemare et al. 2013), episodes terminate when all the lives of the player are lost. Nevertheless, some articles (Mnih et al. 2015; Hessel et al. 2017) will end a training episode after every loss of life for training while ending an episode after losing all lives for testing. It helps the agent to value their lives more and learn to avoid death. We argue that is a kind

of game-specific knowledge, which should not be concluded in the benchmark for ALE. As (Machado et al. 2018) put it, *we also advocate to use the game over signal be used for termination.*

**Maximum Episode Length** Several related work (Toromanoff, Wirbel, and Moutarde 2019) also noticed that this setting of ALE would affect the results of the algorithms. Maximum Episode Length means the maximum number of frames allowed per episode. This parameter ends the episode after a fixed number of time steps even if the game is not over. In most advance in RL (Badia et al. 2020a; Fan, Xiao, and Huang 2021; Kapturovski et al. 2018; Badia et al. 2020b), this parameter has been set to 30min (equal to  $1E+5$  frames), while that in (Machado et al. 2018) is set to 5min. To put forward higher requirements on learning efficiency of methods, *we advocate to use 30min as the maximum episode length*, which not only require the agents to find an optimal solution of the game but also require it to acquire the optimal score as soon as possible. We argue that the proposal of no maximum episode length (Toromanoff, Wirbel, and Moutarde 2019) is unreasonable because some games like Kangaroo will never stop being tracked in a circle.

**Action Set** In the ALE, there are two sets of actions for each game, namely the useful set and the full set. Instead of using the useful set consisting of 4 actions that have been used in massive works (Mnih et al. 2015; Hessel et al. 2017), *we advocate to use the full set of actions which consists of 18 actions.*

### Training and Evaluation Procedures

As recommended by (Machado et al. 2018; Toromanoff, Wirbel, and Moutarde 2019), we adopt the same settings in both training and evaluations, which is more realistic.

**Training Procedures** As we mentioned above, in the training phase, *we advocate to use at most 200M frames and end an episode when all the lives are lost or the episode exceeds 30min.* Inside an episode, the agent should select a proper action from the full action set.

**Evaluation Procedures** Except for the same setting as training, in evaluation procedures, *we advocate to record the training score by averaging k consecutive episodes across the whole training.*

**Reporting performance** As recommended by (Machado et al. 2018), we also advocate reporting the training score calculated by averaging k consecutive episodes across the whole training. It gives more information about the stability of the training and removes the statistical bias induced when reporting the score of the best policy, which is today a common practice (Hessel et al. 2017; Mnih et al. 2015; Badia et al. 2020a,b). *Except for the HNS, we advocate that use evaluation metrics based on human world records like HWRB, HWRNS, SABER should be included in the final performance, and at the same time, the learning efficiency should also be considered while evaluating whether the RL agents have achieved superhuman performance.*

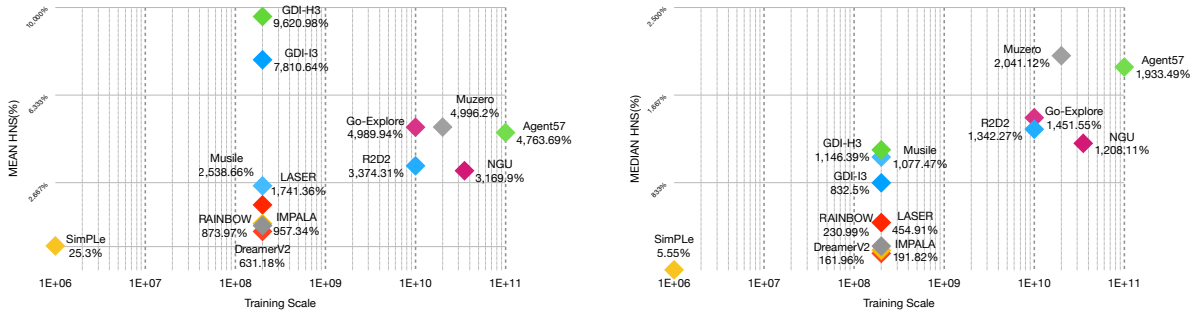


Figure 1: SOTA algorithms of Atari 57 games on mean and median HNS (%) and corresponding training scale.

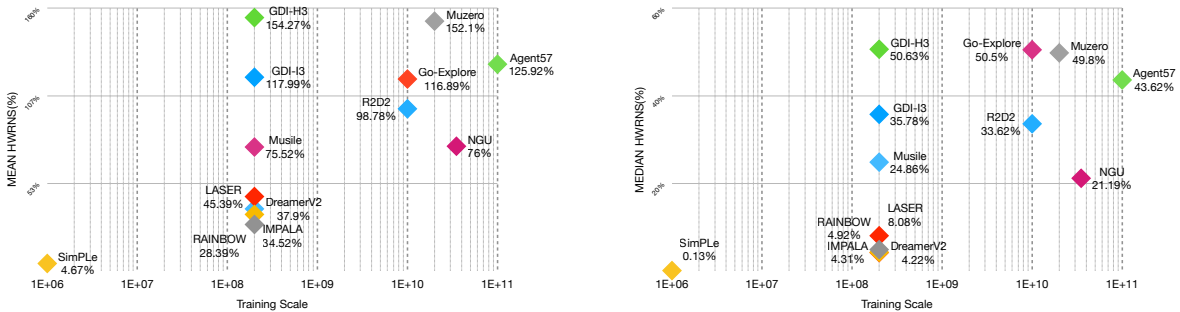


Figure 2: SOTA algorithms of Atari 57 games on mean and median HWRNS (%) and corresponding training scale.

## Benchmark Results

Since most of the previous work does not experiment on the standard human world records benchmark for reinforcement learning in ALE, we will report the final performance of each algorithm and provide the specific benchmarks settings upon the methodological differences in the Appendix for a fair comparison.

### Model-Free Reinforcement Learning

**Rainbow** Rainbow (Hessel et al. 2017) is a classic value-based RL algorithm among the DQN algorithm family, which has fruitfully combined six extensions of the DQN algorithm family. It is recognized to achieve state-of-the-art performance on the ALE benchmark. Thus, we select it as one of the representative algorithms of the SOTA DQN algorithms.

**IMPALA** IMPALA, namely the Importance Weighted Actor Learner Architecture (Espeholt et al. 2018), is a classic distributed off-policy actor-critic framework, which decouples acting from learning and learning from experience trajectories using V-trace. IMPALA actors communicate trajectories of experience (sequences of states, actions, and rewards) to a centralized learner, which boosts distributed large-scale training. Thus, we select it as one of the representative algorithms of the traditional distributed RL algorithm.

**LASER** LASER (Schmitt, Hessel, and Simonyan 2020) is a classic Actor-Critic algorithm, which investigated the

combination of Actor-Critic algorithms with a uniform large-scale experience replay. It trained populations of actors with shared experiences and claimed to achieve SOTA in Atari. Thus, we select it as one of the SOTA RL algorithms within 200M training frames.

**R2D2** (Kapturowski et al. 2018) Like IMPALA, R2D2 (Kapturowski et al. 2018) is also a classic distributed RL algorithms. It trained RNN-based RL agents from distributed prioritized experience replay, which achieved SOTA in Atari. Thus, we select it as one of the representative value-based distributed RL algorithms.

**NGU** One of the classical problems in ALE for RL agents is the hard exploration problems (Ecoffet et al. 2019; Bellemare et al. 2013; Badia et al. 2020a) like *Private Eye*, *Montezuma’s Revenge*, *Pitfall!*. NGU (Badia et al. 2020b), or Never Give Up, try to ease this problem by augmenting the reward signal with an internally generated intrinsic reward that is sensitive to novelty at two levels: short-term novelty within an episode and long-term novelty across episodes. It then learns a family of policies for exploring and exploiting (sharing the same parameters) to obtain the highest score under the exploitative policy. NGU has achieved SOTA in Atari, and thus we selected it as one of the representative population-based model-free RL algorithms.

**Agent57** Agent57 (Badia et al. 2020a) is the SOTA model-free RL algorithms on CHNS or Median HNS of Atari

Benchmark. Built on the NGU agents, Agent57 proposed a novel state-action value function parameterization method and adopted an adaptive exploration over a family of policies, which overcome the drawback of NGU (Badia et al. 2020a). We select it as one of the SOTA model-free RL algorithms.

**GDI** GDI (Fan, Xiao, and Huang 2021), or Generalized Data Distribution Iteration, claimed to have achieved SOTA on mean/median HWRNS, mean HNS, HWRB, median SABER of Atari Benchmark. GDI is one of the novel Reinforcement Learning paradigms, which combined a data distribution optimization operator into the traditional generalized policy iteration (GPI) (Sutton and Barto 2018) and thus achieved human-level learning efficiency. Thus, we select them as one of the SOTA model-free RL algorithms.

### Model-Based Reinforcement Learning

**SimPLe** As one of the classic model-based RL algorithms on Atari, SimPLe, or Simulated Policy Learning (Kaiser et al. 2019), adopted a video prediction model to enable RL agents to solve Atari problems with higher sample efficiency. It claimed to outperform the SOTA model-free algorithms in most games, so we selected it as representative model-based RL algorithms.

**Dreamer-V2** Dreamer-V2 (Hafner et al. 2020) built world models to facilitate generalization across the experience and allow learning behaviors from imagined outcomes in the compact latent space of the world model to increase sample efficiency. Dreamer-V2 is claimed to achieve SOTA in Atari, and thus we select it as one of the SOTA model-based RL algorithms within the 200M training scale.

**Muzero** Muzero (Schrittwieser et al. 2020) combined a tree-based search with a learned model and has achieved superhuman performance on Atari. We thus selected it as one of the SOTA model-based RL algorithms.

### Other SOTA algorithms

**Go-Explore** As mentioned in NGU, a grand challenge in reinforcement learning is intelligent exploration, which is called the hard-exploration problem (Machado et al. 2018). Go-Explore (Ecoffet et al. 2019) adopted three principles to solve this problem. Firstly, agents remember previously visited states. Secondly, agents first return to a promising state and then explore it. Finally, solve simulated environment through any available means, and then robustify via imitation learning. Go-Explore has achieved SOTA in Atari, so we select it as one of the SOTA algorithms of the hard exploration problem.

**Musile** Musile (Hessel et al. 2021) proposed a novel policy update that combines regularized policy optimization with model learning as an auxiliary loss. It acts directly with a policy network and has a computation speed comparable to model-free baselines. As it claimed to achieve SOTA in Atari within 200M training frames, we select it as one of the SOTA RL algorithms within 200M training frames.

### Summary of Benchmark Results

This part summarizes the results among all the algorithms we mentioned above on the human world record benchmark for Atari. In Figs. 4, we illustrated the benchmark results on HNS, HWRNS, SABER, and the corresponding training scale. 1, 2 and 3, HWRB and corresponding game time (year) and learning efficiency in Fig. 4. From those results, we see GDI (Fan, Xiao, and Huang 2021) has achieved SOTA in learning efficiency, HWRB, HWRNS, mean HNS, and median SABER within 200M training frames. Agent57 has achieved SOTA in mean SABER, and Muzero (Schrittwieser et al. 2020) has achieved SOTA in median HNS. To avoid any aggregated metrics issues, we provide all the raw scores of those algorithms in the Appendix.

### Challenges and Solutions

Although RL has achieved fantastic achievements in Atari benchmarks, we could not claim that we have made superhuman agents in Atari. There are still many challenges in the Atari Benchmarks, revealing the drawback of current RL algorithms. We believe discussing those challenges and solutions may promote the development of RL research. Therefore, in this section, we discuss the current challenges and promising solutions.

#### Current Challenges

**Human World Record** From Figs. 4, we see there are at least 35 human world records that have not been broken through by current SOTA RL algorithms. Therefore, it is too early to say we have achieved superhuman performance.

**Hard Exploration Problem** From Tabs 7, 8, and 10 in the Appendix, we see current SOTA algorithms are fragile facing the hard exploration problems, and others like Agent57 or Go-Explore that have overcome those problems failed to balance the trade-off between exploration and exploitation leading to lower learning efficiency.

**Planning and Modeling** Learning from sparse rewards is extremely difficult for model-free RL algorithms, especially those without intrinsic rewards that struggle to learn from weak gradient signals. Model-based methods can ease those problems by adopting a world model to planning (Schrittwieser et al. 2020) or replay (Hafner et al. 2020), which both enhanced the gradient signals. However, being utterly dependent on planning is unrealistic and will lose generality in some Atari Games like Tennis.

**Learning Efficiency** From Figs. 4, current SOTA algorithms like Agent57 may require more than 52.7 years of game-play to achieve SOTA performance, which revealed its low learning efficiency. As recommended in (Hafner et al. 2020), we also argue for high learning efficiency algorithms, and we advocate that 200M training frames (equal to 38 days) are enough for achieving a superhuman agent.

#### Promising Solutions

**Adaptive Exploration-Exploitation Balance** The trade-off between exploration-exploitation is a classic difficult problem in RL algorithms (Sutton and Barto 2018). Algorithms



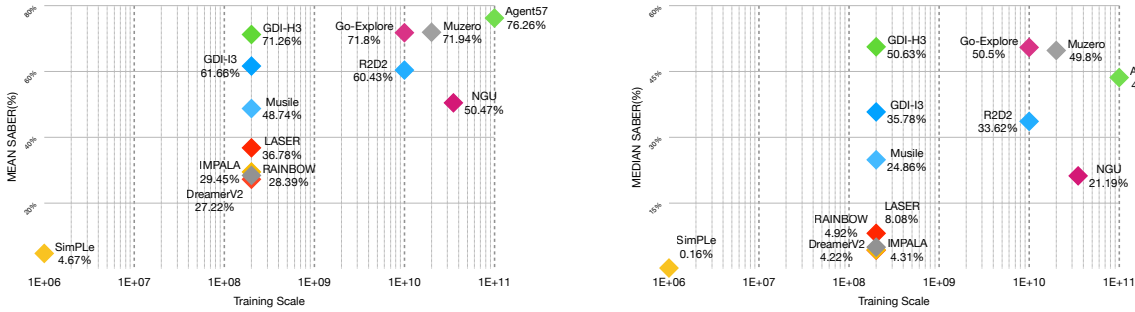


Figure 3: SOTA algorithms of Atari 57 games on mean and median SABER (%) and corresponding training scale.

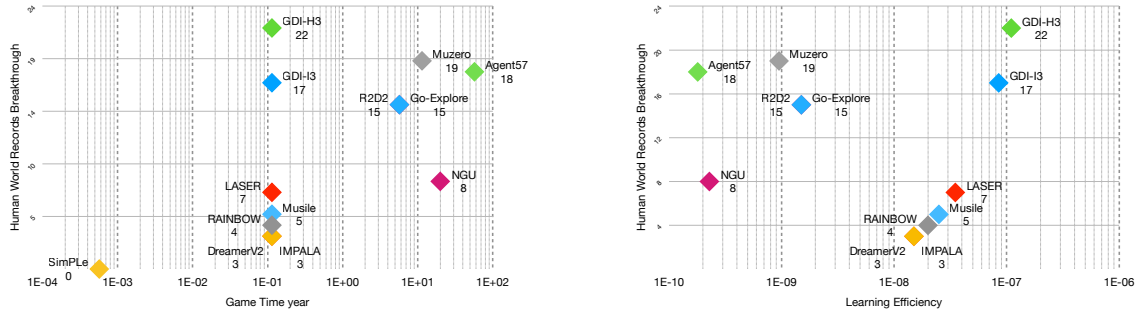


Figure 4: SOTA algorithms of Atari 57 games on HWRB. HWRB of SimPLe is 0, so it’s not shown in the up-right figure.

designed for hard exploration problems may fail to trade-off the balance leading to low sample efficiency. Others may suffer from hard exploration problems. Thus how to trade off balance becomes more important. NGU, Agent57 tried to ease this problem by training a family of policies from extremely explorative to highly exploitative. Based on that, GDI (Fan, Xiao, and Huang 2021) proposed the data distribution iterator to formulate this procedure and revealed its superiority to the origin process without the data distribution iterator. It may be a promising way to solve this problem.

**Long Term Planning** Planning algorithms like Muzero (Schrittwieser et al. 2020) fail when the outcome signals of the planning algorithms become misleading or indistinguishable. The former may come from the accumulation of model approximation errors, and the latter may come from a relatively sparse rewards environment like Montezuma Revenge. The former problem may need more assistance from more advanced deep learning methods, but the latter can be solved by a long time of planning. More precisely, we need a big picture that guides agents towards a better decision. GDI (Fan, Xiao, and Huang 2021) showed a promising way to combine techniques from Go-Explore and Muzero into the data distribution iteration operator and guide the policy inside an episode, which may solve the low learning efficiency and hard exploration problems. Musile (Hessel et al. 2021) also offers another interesting combination of policy-based

methods with model-based RL.

**Compatible Reinforcement Learning Frameworks** As Hessel et al. (2017) put it, the DRL community has made several independent improvements those years, but it is unclear whether there are unified frameworks that can fruitfully combine those improvements and make each component compatible. CASA (Xiao et al. 2021b) provided promising frameworks, and based on CASA, GDI further proposed a more general paradigm. We believe a unified framework may help to obtain the superhuman agents.

## Conclusion

In this paper, we reviewed the current evaluation metrics for Atari Benchmarks and discussed their advantages and disadvantages. To further the progress in the field, we proposed the Human World Records Benchmark for Reinforcement Learning on Atari, which we suggest for testing a real superhuman agent. Besides, we also provide benchmark results in the human world record benchmark, which may serve as a point of comparison for future work in the ALE. In the final part of this paper, we concluded the challenges and promising solutions that we took from revisiting those milestones in Atari. We also highlighted the current open challenges, including planning and modeling, hard exploration, human world records, and low learning efficiency.

## References

- Agarwal, A.; Kakade, S. M.; Lee, J. D.; and Mahajan, G. 2019. On the theory of policy gradient methods: Optimality, approximation, and distribution shift. *arXiv preprint arXiv:1908.00261*.
- Badia, A. P.; Piot, B.; Kapturowski, S.; Sprechmann, P.; Vitvitskiy, A.; Guo, D.; and Blundell, C. 2020a. Agent57: Outperforming the atari human benchmark. *arXiv preprint arXiv:2003.13350*.
- Badia, A. P.; Sprechmann, P.; Vitvitskiy, A.; Guo, D.; Piot, B.; Kapturowski, S.; Tieleman, O.; Arjovsky, M.; Pritzel, A.; Bolt, A.; et al. 2020b. Never Give Up: Learning Directed Exploration Strategies. *arXiv preprint arXiv:2002.06038*.
- Bellemare, M. G.; Naddaf, Y.; Veness, J.; and Bowling, M. 2013. The Arcade Learning Environment: An Evaluation Platform for General Agents. *Journal of Artificial Intelligence Research*, 47: 253–279.
- Ecoffet, A.; Huizinga, J.; Lehman, J.; Stanley, K. O.; and Clune, J. 2019. Go-explore: a new approach for hard-exploration problems. *arXiv preprint arXiv:1901.10995*.
- Espeholt, L.; Soyer, H.; Munos, R.; Simonyan, K.; Mnih, V.; Ward, T.; Doron, Y.; Firoiu, V.; Harley, T.; Dunning, I.; et al. 2018. Impala: Scalable distributed deep-rl with importance weighted actor-learner architectures. *arXiv preprint arXiv:1802.01561*.
- Fan, J.; Ba, H.; Guo, X.; and Hao, J. 2020. Critic PI2: Master Continuous Planning via Policy Improvement with Path Integrals and Deep Actor-Critic Reinforcement Learning. *arXiv:2011.06752*.
- Fan, J.; Xiao, C.; and Huang, Y. 2021. GDI: Rethinking What Makes Reinforcement Learning Different From Supervised Learning. *arXiv preprint arXiv:2106.06232*.
- Haarnoja, T.; Zhou, A.; Abbeel, P.; and Levine, S. 2018. Soft actor-critic: Off-policy maximum entropy deep reinforcement learning with a stochastic actor. *arXiv preprint arXiv:1801.01290*.
- Hafner, D.; Lillicrap, T.; Norouzi, M.; and Ba, J. 2020. Mastering atari with discrete world models. *arXiv preprint arXiv:2010.02193*.
- Hessel, M.; Danihelka, I.; Viola, F.; Guez, A.; Schmitt, S.; Sifre, L.; Weber, T.; Silver, D.; and van Hasselt, H. 2021. Muesli: Combining Improvements in Policy Optimization. *arXiv preprint arXiv:2104.06159*.
- Hessel, M.; Modayil, J.; Van Hasselt, H.; Schaul, T.; Ostrovski, G.; Dabney, W.; Horgan, D.; Piot, B.; Azar, M.; and Silver, D. 2017. Rainbow: Combining improvements in deep reinforcement learning. *arXiv preprint arXiv:1710.02298*.
- Horgan, D.; Quan, J.; Budden, D.; Barth-Maroon, G.; Hessel, M.; van Hasselt, H.; and Silver, D. 2018. Distributed Prioritized Experience Replay. In *International Conference on Learning Representations*.
- Howard, R. A. 1960. *Dynamic programming and markov processes*. John Wiley.
- Kaiser, L.; Babaeizadeh, M.; Milos, P.; Osinski, B.; Campbell, R. H.; Czechowski, K.; Erhan, D.; Finn, C.; Kozakowski, P.; Levine, S.; et al. 2019. Model-based reinforcement learning for atari. *arXiv preprint arXiv:1903.00374*.
- Kapturowski, S.; Ostrovski, G.; Quan, J.; Munos, R.; and Dabney, W. 2018. Recurrent experience replay in distributed reinforcement learning. In *International conference on learning representations*.
- Machado, M. C.; Bellemare, M. G.; Talvitie, E.; Veness, J.; Hausknecht, M. J.; and Bowling, M. 2018. Revisiting the Arcade Learning Environment: Evaluation Protocols and Open Problems for General Agents. *Journal of Artificial Intelligence Research*, 61: 523–562.
- Mnih, V.; Badia, A. P.; Mirza, M.; Graves, A.; Lillicrap, T.; Harley, T.; Silver, D.; and Kavukcuoglu, K. 2016. Asynchronous methods for deep reinforcement learning. In *International conference on machine learning*, 1928–1937. PMLR.
- Mnih, V.; Kavukcuoglu, K.; Silver, D.; Rusu, A. A.; Veness, J.; Bellemare, M. G.; Graves, A.; Riedmiller, M.; Fidjeland, A. K.; Ostrovski, G.; et al. 2015. Human-level control through deep reinforcement learning. *nature*, 518(7540): 529–533.
- Schmitt, S.; Hessel, M.; and Simonyan, K. 2020. Off-policy actor-critic with shared experience replay. In *International Conference on Machine Learning*, 8545–8554. PMLR.
- Schrittwieser, J.; Antonoglou, I.; Hubert, T.; Simonyan, K.; Sifre, L.; Schmitt, S.; Guez, A.; Lockhart, E.; Hassabis, D.; Graepel, T.; et al. 2020. Mastering atari, go, chess and shogi by planning with a learned model. *Nature*, 588(7839): 604–609.
- Schulman, J.; Wolski, F.; Dhariwal, P.; Radford, A.; and Klimov, O. 2017. Proximal policy optimization algorithms. *arXiv preprint arXiv:1707.06347*.
- Sutton, R. S.; and Barto, A. G. 2018. *Reinforcement learning: An introduction*. MIT press.
- Toromanoff, M.; Wirbel, E.; and Moutarde, F. 2019. Is deep reinforcement learning really superhuman on atari? leveling the playing field. *arXiv preprint arXiv:1908.04683*.
- Wang, H.; Chang, T.; Liu, T.; Huang, J.; Chen, Z.; Yu, C.; Li, R.; and Chu, W. 2022a. ESCM2: Entire Space Counterfactual Multi-Task Model for Post-Click Conversion Rate Estimation. In Amigó, E.; Castells, P.; Gonzalo, J.; Carterette, B.; Culpepper, J. S.; and Kazai, G., eds., *SIGIR '22: The 45th International ACM SIGIR Conference on Research and Development in Information Retrieval, Madrid, Spain, July 11–15, 2022*, 363–372. ACM.
- Wang, J.; Chen, K.; and Dou, Q. 2021. Category-Level 6D Object Pose Estimation via Cascaded Relation and Recurrent Reconstruction Networks. In *IEEE/RSJ International Conference on Intelligent Robots and Systems, IROS 2021, Prague, Czech Republic, September 27 - Oct. 1, 2021*, 4807–4814. IEEE.
- Wang, J.; Peng, X.; and Qiao, Y. 2020. Cascade multi-head attention networks for action recognition. *Comput. Vis. Image Underst.*, 192: 102898.
- Wang, Z.; Pan, T.; Zhou, Q.; and Wang, J. 2022b. Efficient Exploration in Resource-Restricted Reinforcement Learning. *CoRR*, abs/2212.06988.

Wang, Z.; Wang, J.; Zhou, Q.; Li, B.; and Li, H. 2022c. Sample-Efficient Reinforcement Learning via Conservative Model-Based Actor-Critic. In *Thirty-Sixth AAAI Conference on Artificial Intelligence, AAAI 2022, Thirty-Fourth Conference on Innovative Applications of Artificial Intelligence, IAAI 2022, The Twelveth Symposium on Educational Advances in Artificial Intelligence, EAAI 2022 Virtual Event, February 22 - March 1, 2022*, 8612–8620. AAAI Press.

Xiao, C.; Shi, H.; Fan, J.; and Deng, S. 2021a. CASA: A Bridge Between Gradient of Policy Improvement and Policy Evaluation. *CoRR*, abs/2105.03923.

Xiao, C.; Shi, H.; Fan, J.; and Deng, S. 2021b. CASA-B: A Unified Framework of Model-Free Reinforcement Learning. arXiv:2105.03923.

Xiao, C.; Shi, H.; Fan, J.; and Deng, S. 2021c. An Entropy Regularization Free Mechanism for Policy-based Reinforcement Learning. *CoRR*, abs/2106.00707.

Yang, R.; Wang, J.; Geng, Z.; Ye, M.; Ji, S.; Li, B.; and Wu, F. 2022. Learning Task-relevant Representations for Generalization via Characteristic Functions of Reward Sequence Distributions. In Zhang, A.; and Rangwala, H., eds., *KDD '22: The 28th ACM SIGKDD Conference on Knowledge Discovery and Data Mining, Washington, DC, USA, August 14 - 18, 2022*, 2242–2252. ACM.

# Appendix

## Atari Benchmark Settings

In this part, we will provide the benchmark settings of each algorithm.

	Max episode length	Num. Action Repeats	Num. Frame Stacks	Image Size	Grayscaled/RGB	Live Information	Action Space Dimension
RainBow	30min	4	4	(84, 84)	Grayscaled	Yes	4
IMPALA	30min	4	4	(84, 84)	Grayscaled	Yes	18 (Full)
LASER	30min	<b>4</b>	<b>4</b>	(84, 84)	Grayscaled	<b>No</b>	<b>18 (Full)</b>
R2D2	30min	<b>4</b>	4	(84, 84)	Grayscaled	No	18 (Full)
NGU	30min	4	1	(84, 84)	Grayscaled	No	18 (Full)
Agent57	30min	4	1	(84, 84)	Grayscaled	No	18 (Full)
GDI	30min	4	4	(84, 84)	Grayscaled	No	18 (Full)
SimPLe	<b>30min</b>	4	4	(210, 160)	RGB	No	<b>4</b>
Dreamer-V2	30min	4	1	(84, 84)	Grayscaled	No	18 (Full)
Muzero	30min	<b>4</b>	4	(84, 84)	Grayscaled	No	18 (Full)
Go-Explore	30min	4	<b>1</b>	<b>(84, 84)</b>	Grayscaled	Yes	<b>18 (Full)</b>
Musile	30min	4	4	(96, 96)	Grayscaled	No	18 (Full)

Table 1: Atari hyperparameters for training. The values in bold have not been mentioned in the original articles, so we consider them as default values.

	Max episode length	Num. Action Repeats	Num. Frame Stacks	Image Size	Grayscaled/RGB	Episode Termination	Action Space Dimension	Num. Averaging Episodes
RainBow	30min	4	4	(84, 84)	Grayscaled	All lives lost	4	200
IMPALA	30min	4	4	(84, 84)	Grayscaled	All lives lost	18 (Full)	200
LASER	30min	<b>4</b>	<b>4</b>	(84, 84)	Grayscaled	All lives lost	<b>18 (Full)</b>	100
R2D2	30min	<b>4</b>	4	(84, 84)	Grayscaled	All lives lost	18 (Full)	10
NGU	30min	4	1	(84, 84)	Grayscaled	All lives lost	18 (Full)	32
Agent57	30min	4	1	(84, 84)	Grayscaled	All lives lost	18 (Full)	50
GDI	30min	4	4	(84, 84)	Grayscaled	All lives lost	18 (Full)	32
SimPLe	<b>30min</b>	4	4	(210, 160)	RGB	All lives lost	<b>4</b>	5
Dreamer-V2	30min	4	1	(84, 84)	Grayscaled	All lives lost	18 (Full)	10
Muzero	30min	<b>4</b>	4	(84, 84)	Grayscaled	All lives lost	18 (Full)	1000
Go-Explore	30min	4	<b>1</b>	<b>(84, 84)</b>	Grayscaled	All lives lost	<b>18 (Full)</b>	50
Musile	30min	4	4	(96, 96)	Grayscaled	All lives lost	18 (Full)	100

Table 2: Atari hyperparameters for evaluation. The values in bold have not been mentioned in the original articles, so we consider them as default values.

## Atari Games Table of Scores Based on Human Average Records

In this part, we detail the raw score of several representative SOTA algorithms, including the SOTA 200M model-free algorithms, SOTA 10B+ model-free algorithms, SOTA model-based algorithms, and other SOTA algorithms.<sup>1</sup> Additionally, we calculate the Human Normalized Score (HNS) of each game with each algorithm. First of all, we demonstrate the sources of the scores that we used. Random scores and average human’s scores are from (Badia et al. 2020a). Rainbow’s scores are from (Hessel et al. 2017). IMPALA’s scores are from (Espeholt et al. 2018). LASER’s scores are from (Schmitt, Hessel, and Simonyan 2020), no sweep at 200M. As there are many versions of R2D2 and NGU, we use original papers’. R2D2’s scores are from (Kapturowski et al. 2018). NGU’s scores are from (Badia et al. 2020b). Agent57’s scores are from (Badia et al. 2020a). MuZero’s scores are from (Schrittwieser et al. 2020). DreamerV2’s scores are from (Hafner et al. 2020). SimPLe’s scores are form (Kaiser et al. 2019). Go-Explore’s scores are form (Ecoffet et al. 2019). Muesli’s scores are form (Hessel et al. 2021). In the following we detail the raw scores and HNS of each algorithm on 57 Atari games.

---

<sup>1</sup>200M and 10B+ represent the training scale.

Games	RND	HUMAN RAINBOW	HNS(%)	IMPALA	HNS(%)	LASER	HNS(%)	GDI-I <sup>3</sup>	HNS(%)	GDI-H <sup>3</sup>	HNS(%)	
Scale	200M		200M		200M		200M		200M		200M	
alien	227.8	7127.8	9491.7	134.26	15962.1	228.03	35565.9	512.15	43384	625.45	<b>48735</b>	<b>703.00</b>
amidar	5.8	1719.5	<b>5131.2</b>	<b>299.08</b>	1554.79	90.39	1829.2	106.4	1442	83.81	1065	61.81
assault	222.4	742	14198.5	2689.78	19148.47	3642.43	21560.4	4106.62	63876	12250.50	<b>97155</b>	<b>18655.23</b>
asterix	210	8503.3	428200	5160.67	300732	3623.67	240090	2892.46	759910	9160.41	<b>999999</b>	<b>12055.38</b>
asteroids	719	47388.7	2712.8	4.27	108590.05	231.14	213025	454.91	751970	1609.72	<b>760005</b>	<b>1626.94</b>
atlantis	12850	29028.1	826660	5030.32	849967.5	5174.39	841200	5120.19	3803000	23427.66	<b>3837300</b>	<b>23639.67</b>
bank heist	14.2	753.1	1358	181.86	1223.15	163.61	569.4	75.14	<b>1401</b>	<b>187.68</b>	1380	184.84
battle zone	236	37187.5	62010	167.18	20885	55.88	64953.3	175.14	478830	1295.20	<b>824360</b>	<b>2230.29</b>
beam rider	363.9	16926.5	16850.2	99.54	32463.47	193.81	90881.6	546.52	162100	976.51	<b>422890</b>	<b>2551.09</b>
berzerk	123.7	2630.4	2545.6	96.62	1852.7	68.98	<b>25579.5</b>	<b>1015.51</b>	7607	298.53	14649	579.46
bowling	23.1	160.7	30	5.01	59.92	26.76	48.3	18.31	201.9	129.94	<b>205.2</b>	<b>132.34</b>
boxing	0.1	12.1	99.6	829.17	99.96	<b>832.17</b>	<b>100</b>	<b>832.5</b>	<b>100</b>	<b>832.50</b>	<b>100</b>	<b>832.50</b>
breakout	1.7	30.5	417.5	1443.75	787.34	2727.92	747.9	2590.97	<b>864</b>	<b>2994.10</b>	<b>864</b>	<b>2994.10</b>
centipede	2090.9	12017	8167.3	61.22	11049.75	90.26	<b>292792</b>	<b>2928.65</b>	155830	1548.84	195630	1949.80
chopper command	811	7387.8	16654	240.89	28255	417.29	761699	11569.27	<b>999999</b>	<b>15192.62</b>	<b>999999</b>	<b>15192.62</b>
crazy climber	10780.5	36829.4	168788.5	630.80	136950	503.69	167820	626.93	201000	759.39	<b>241170</b>	<b>919.76</b>
defender	2874.5	18688.9	55105	330.27	185203	1152.93	336953	2112.50	893110	5629.27	<b>970540</b>	<b>6118.89</b>
demon attack	152.1	1971	111185	6104.40	132826.98	7294.24	133530	7332.89	675530	37131.12	<b>787985</b>	<b>43313.70</b>
double dunk	-18.6	-16.4	-0.3	831.82	-0.33	830.45	14	1481.82	<b>24</b>	<b>1936.36</b>	<b>24</b>	<b>1936.36</b>
enduro	0	860.5	2125.9	247.05	0	0.00	0	0.00	<b>14330</b>	<b>1665.31</b>	14300	1661.82
fishing derby	-91.7	-38.8	31.3	232.51	44.85	258.13	45.2	258.79	59	285.71	<b>65</b>	<b>296.22</b>
freeway	0	29.6	<b>34</b>	<b>114.86</b>	0	0.00	0	0.00	<b>34</b>	<b>114.86</b>	<b>34</b>	<b>114.86</b>
frostbite	65.2	4334.7	9590.5	223.10	317.75	5.92	5083.5	117.54	10485	244.05	<b>11330</b>	<b>263.84</b>
gopher	257.6	2412.5	70354.6	3252.91	66782.3	3087.14	114820.7	5316.40	<b>488830</b>	<b>22672.63</b>	473560	21964.01
gravitar	173	3351.4	1419.3	39.21	359.5	5.87	1106.2	29.36	5905	180.34	<b>5915</b>	<b>180.66</b>
hero	1027	30826.4	<b>55887.4</b>	<b>184.10</b>	33730.55	109.75	31628.7	102.69	38330	125.18	38225	124.83
ice hockey	-11.2	0.9	1.1	101.65	3.48	121.32	17.4	236.36	44.94	463.97	<b>47.11</b>	<b>481.90</b>
jamesbond	29	302.8	19809	72.24	601.5	209.09	37999.8	13868.08	594500	217118.70	<b>620780</b>	<b>226716.95</b>
kangaroo	52	3035	<b>14637.5</b>	<b>488.05</b>	1632	52.97	14308	477.91	14500	484.34	14636	488.00
krull	1598	2665.5	8741.5	669.18	8147.4	613.53	9387.5	729.70	97575	8990.82	<b>594540</b>	<b>55544.92</b>
kung fu master	258.5	22736.3	52181	230.99	43375.5	191.82	607443	2701.26	140440	623.64	<b>1666665</b>	<b>7413.57</b>
montezuma revenge	0	<b>4753.3</b>	384	8.08	0	0.00	0.3	0.01	3000	63.11	2500	52.60
ms pacman	307.3	6951.6	5380.4	76.35	7342.32	105.88	6565.5	94.19	11536	169.00	<b>11573</b>	<b>169.55</b>
name this game	2292.3	8049	13136	188.37	21537.2	334.30	26219.5	415.64	34434	558.34	<b>36296</b>	<b>590.68</b>
phoenix	761.5	7242.6	108529	1662.80	210996.45	3243.82	519304	8000.84	894460	13789.30	<b>959580</b>	<b>14794.07</b>
pitfall	-229.4	<b>6463.7</b>	0	3.43	-1.66	3.40	-0.6	3.42	0	3.43	-4.345	3.36
pong	-20.7	14.6	20.9	117.85	20.98	118.07	<b>21</b>	<b>118.13</b>	<b>21</b>	<b>118.13</b>	<b>21</b>	<b>118.13</b>
private eye	24.9	<b>69571.3</b>	4234	6.05	98.5	0.11	96.3	0.10	15100	21.68	15100	21.68
qbert	163.9	13455.0	33817.5	253.20	<b>351200.12</b>	<b>2641.14</b>	21449.6	160.15	27800	207.93	28657	214.38
riverraid	1338.5	17118.0	22920.8	136.77	29608.05	179.15	<b>40362.7</b>	<b>247.31</b>	28075	169.44	28349	171.17
road runner	11.5	7845	62041	791.85	57121	729.04	45289	578.00	878600	11215.78	<b>999999</b>	<b>12765.53</b>
robotank	2.2	11.9	61.4	610.31	12.96	110.93	62.1	617.53	108.2	1092.78	<b>113.4</b>	<b>1146.39</b>
seaquest	68.4	42054.7	15898.9	37.70	1753.2	4.01	2890.3	6.72	943910	2247.98	<b>1000000</b>	<b>2381.57</b>
skiing	-17098	<b>-4336.9</b>	-12957.8	32.44	-10180.38	54.21	-29968.4	-100.86	-6774	80.90	-6025	86.77
solaris	1236.3	<b>12326.7</b>	3560.3	20.96	2365	10.18	2273.5	9.35	11074	88.70	9105	70.95
space invaders	148	1668.7	18789	1225.82	43595.78	2857.09	51037.4	3346.45	140460	9226.80	<b>154380</b>	<b>10142.17</b>
star gunner	664	10250	127029	1318.22	200625	2085.97	321528	3347.21	465750	4851.72	<b>677590</b>	<b>7061.61</b>
surround	-10	6.5	<b>9.7</b>	<b>119.39</b>	7.56	106.42	8.4	111.52	-7.8	13.33	2.606	76.40
tennis	-23.8	-8.3	0	153.55	0.55	157.10	12.2	232.26	<b>24</b>	<b>308.39</b>	<b>24</b>	<b>308.39</b>
time pilot	3568	5229.2	12926	563.36	48481.5	2703.84	105316	6125.34	216770	12834.99	<b>450810</b>	<b>26924.45</b>
tutankham	11.4	167.6	241	146.99	292.11	179.71	278.9	171.25	<b>423.9</b>	<b>264.08</b>	418.2	260.44
up n down	533.4	11693.2	125755	1122.08	332546.75	2975.08	345727	3093.19	<b>986440</b>	<b>8834.45</b>	966590	8656.58
venture	0	1187.5	5.5	0.46	0	0.00	0	0.00	<b>2035</b>	<b>171.37</b>	2000	168.42
video pinball	0	17667.9	533936.5	3022.07	572898.27	3242.59	511835	2896.98	925830	5240.18	<b>978190</b>	<b>5536.54</b>
wizard of wor	563.5	4756.5	17862.5	412.57	9157.5	204.96	29059.3	679.60	<b>64239</b>	<b>1519.90</b>	63735	1506.59
yars revenge	3092.9	54576.9	102557	193.19	84231.14	157.60	166292.3	316.99	<b>972000</b>	<b>1881.96</b>	968090	1874.36
zaxxon	32.5	9173.3	22209.5	242.62	32935.5	359.96	41118	449.47	109140	1193.63	<b>216020</b>	<b>2362.89</b>
MEAN HNS(%)	0.00	100.00		873.97		957.34		1741.36		7810.6		<b>9620.98</b>
Learning Efficiency	0.00	N/A		4.37E-08		4.79E-08		8.71E-08		3.91E-07		<b>4.70E-07</b>
MEDIAN HNS(%)	0.00	100.00		230.99		191.82		454.91		832.5		<b>1146.39</b>
Learning Efficiency	0.00	N/A		1.15E-08		9.59E-09		2.27E-08		4.16E-08		<b>5.73E-08</b>

Table 3: Score table of SOTA 200M model-free algorithms on HNS.

Games	R2D2	HNS(%)	NGU	HNS(%)	AGENT57	HNS(%)	GDI-I <sup>3</sup>	HNS(%)	GDI-H <sup>3</sup>	HNS(%)
Scale	10B		35B		100B		200M		200M	
alien	109038.4	1576.97	248100	3592.35	<b>297638.17</b>	<b>4310.30</b>	43384	625.45	48735	703.00
amidar	27751.24	1619.04	17800	1038.35	<b>29660.08</b>	<b>1730.42</b>	1442	83.81	1065	61.81
assault	90526.44	17379.53	34800	6654.66	67212.67	12892.66	63876	12250.50	<b>97155</b>	<b>18655.23</b>
asterix	999080	12044.30	950700	11460.94	991384.42	11951.51	759910	9160.41	<b>999999</b>	<b>12055.38</b>
asteroids	265861.2	568.12	230500	492.36	150854.61	321.70	751970	1609.72	<b>760005</b>	<b>1626.94</b>
atlantis	1576068	9662.56	1653600	10141.80	1528841.76	9370.64	3803000	23427.66	<b>3837300</b>	<b>23639.67</b>
bank heist	<b>46285.6</b>	<b>6262.20</b>	17400	2352.93	23071.5	3120.49	1401	187.68	1380	184.84
battle zone	513360	1388.64	691700	1871.27	<b>934134.88</b>	<b>2527.36</b>	478830	1295.20	824360	2230.29
beam rider	128236.08	772.05	63600	381.80	300509.8	1812.19	162100	976.51	<b>422390</b>	<b>2548.07</b>
berzerk	34134.8	1356.81	36200	1439.19	<b>61507.83</b>	<b>2448.80</b>	7607	298.53	14649	579.46
bowling	196.36	125.92	211.9	137.21	<b>251.18</b>	<b>165.76</b>	201.9	129.94	205.2	132.34
boxing	99.16	825.50	99.7	830.00	<b>100</b>	<b>832.50</b>	<b>100</b>	<b>832.50</b>	<b>100</b>	<b>832.50</b>
breakout	795.36	2755.76	559.2	1935.76	790.4	2738.54	<b>864</b>	<b>2994.10</b>	<b>864</b>	<b>2994.10</b>
centipede	532921.84	5347.83	<b>577800</b>	<b>5799.95</b>	412847.86	4138.15	155830	1548.84	195630	1949.80
chopper command	960648	14594.29	999900	15191.11	999900	15191.11	<b>999999</b>	<b>15192.62</b>	<b>999999</b>	<b>15192.62</b>
crazy climber	312768	1205.59	313400	1208.11	<b>565909.85</b>	<b>2216.18</b>	201000	759.39	241170	919.76
defender	562106	3536.22	664100	4181.16	677642.78	4266.80	893110	5629.27	<b>970540</b>	<b>6118.89</b>
demon attack	143664.6	7890.07	143500	7881.02	143161.44	7862.41	675530	37131.12	<b>787985</b>	<b>43313.70</b>
double dunk	23.12	1896.36	-14.1	204.55	23.93	1933.18	<b>24</b>	<b>1936.36</b>	<b>24</b>	<b>1936.36</b>
enduro	2376.68	276.20	2000	232.42	2367.71	275.16	<b>14330</b>	<b>1665.31</b>	14300	1661.82
fishing derby	81.96	328.28	32	233.84	<b>86.97</b>	<b>337.75</b>	59	285.71	65	296.22
freeway	<b>34</b>	<b>114.86</b>	28.5	96.28	32.59	110.10	<b>34</b>	<b>114.86</b>	<b>34</b>	<b>114.86</b>
frostbite	11238.4	261.70	206400	4832.76	<b>541280.88</b>	<b>12676.32</b>	10485	244.05	11330	263.84
gopher	122196	5658.66	113400	5250.47	117777.08	5453.59	<b>488830</b>	<b>22672.63</b>	473560	21964.01
gravitar	6750	206.93	14200	441/32	<b>19213.96</b>	<b>599.07</b>	5905	180.34	5915	180.66
hero	37030.4	120.82	69400	229.44	<b>114736.26</b>	<b>381.58</b>	38330	125.18	38225	124.83
ice hockey	<b>71.56</b>	<b>683.97</b>	-4.1	58.68	63.64	618.51	44.94	463.97	47.11	481.90
jamesbond	23266	8486.85	26600	9704.53	135784.96	49582.16	594500	217118.70	<b>620780</b>	<b>226716.95</b>
kangaroo	14112	471.34	<b>35100</b>	<b>1174.92</b>	24034.16	803.96	14500	484.34	14636	488.90
krull	145284.8	13460.12	127400	11784.73	251997.31	23456.61	97575	8990.82	<b>594540</b>	<b>55544.92</b>
kung fu master	200176	889.40	212100	942.45	206845.82	919.07	140440	623.64	<b>1666665</b>	<b>7413.57</b>
montezuma revenge	2504	52.68	<b>10400</b>	<b>218.80</b>	9352.01	196.75	3000	63.11	2500	52.60
ms pacman	29928.2	445.81	40800	609.44	<b>63994.44</b>	<b>958.52</b>	11536	169.00	11573	169.55
name this game	45214.8	745.61	23900	375.35	<b>54386.77</b>	<b>904.94</b>	34434	558.34	36296	590.68
phoenix	811621.6	125.11	959100	14786.66	908264.15	14002.29	894460	13789.30	<b>959580</b>	<b>14794.07</b>
pitfall	0	3.43	7800	119.97	<b>18756.01</b>	<b>283.66</b>	0	3.43	-4.3	3.36
pong	<b>21</b>	<b>118.13</b>	19.6	114.16	20.67	117.20	<b>21</b>	<b>118.13</b>	<b>21</b>	<b>118.13</b>
private eye	300	0.40	<b>100000</b>	<b>143.75</b>	79716.46	114.59	15100	21.68	15100	21.68
qbert	161000	1210.10	451900	3398.79	<b>580328.14</b>	<b>4365.06</b>	27800	207.93	28657	214.38
riverraid	34076.4	207.47	36700	224.10	<b>63318.67</b>	<b>392.79</b>	28075	169.44	28349	171.17
road runner	498660	6365.59	128600	1641.52	243025.8	3102.24	878600	11215.78	<b>999999</b>	<b>12765.53</b>
robotank	<b>132.4</b>	<b>1342.27</b>	9.1	71.13	127.32	1289.90	108.2	1092.78	113.4	1146.39
sequest	999991.84	2381.55	<b>1000000</b>	<b>2381.57</b>	999997.63	2381.56	943910	2247.98	<b>1000000</b>	<b>2381.57</b>
skiing	-29970.32	-100.87	-22977.9	-46.08	<b>-4202.6</b>	<b>101.05</b>	-6774	80.90	-6025	86.77
solaris	4198.4	26.71	4700	31.23	<b>44199.93</b>	<b>387.39</b>	11074	88.70	9105	70.95
space invaders	55889	3665.48	43400	2844.22	48680.86	3191.48	140460	9226.80	<b>154380</b>	<b>10142.17</b>
star gunner	521728	5435.68	414600	4318.13	<b>839573.53</b>	<b>8751.40</b>	465750	4851.72	677590	7061.61
surround	<b>9.96</b>	<b>120.97</b>	-9.6	2.42	9.5	118.18	-7.8	13.33	2.606	76.40
tennis	<b>24</b>	<b>308.39</b>	10.2	219.35	23.84	307.35	<b>24</b>	<b>308.39</b>	<b>24</b>	<b>308.39</b>
time pilot	348932	20791.28	344700	20536.51	405425.31	24192.24	216770	12834.99	<b>450810</b>	<b>26924.45</b>
tutankham	393.64	244.71	191.1	115.04	<b>2354.91</b>	<b>1500.33</b>	423.9	264.08	418.2	260.44
up n down	542918.8	4860.17	620100	5551.77	623805.73	5584.98	<b>986440</b>	<b>8834.45</b>	966590	8656.58
venture	1992	167.75	1700	143.16	<b>2623.71</b>	<b>220.94</b>	2035	171.37	2000	168.42
video pinball	483569.72	2737.00	965300	5463.58	<b>992340.74</b>	<b>5616.63</b>	925830	5240.18	978190	5536.54
wizard of wor	133264	3164.81	106200	2519.35	<b>157306.41</b>	<b>3738.20</b>	64293	1519.90	63735	1506.59
yars revenge	918854.32	1778.73	986000	1909.15	<b>998532.37</b>	<b>1933.49</b>	972000	1881.96	968090	1874.36
zaxxon	181372	1983.85	111100	1215.07	<b>249808.9</b>	<b>2732.54</b>	109140	1193.63	216020	2362.89
MEAN HNS(%)		3374.31		3169.90		4763.69		7810.6		<b>9620.98</b>
Learning Efficiency		3.37E-09		9.06E-10		4.76E-10		3.91E-07		<b>4.81E-07</b>
MEDIAN HNS(%)		1342.27		1208.11		<b>1933.49</b>		832.5		1146.39
Learning Efficiency		1.34E-09		3.45E-10		1.93E-10		4.16E-08		<b>5.73E-08</b>

Table 4: Score table of SOTA model-free algorithms on HNS.

Games	MuZero	HNS(%)	DreamerV2	HNS(%)	SimPLe	HNS(%)	GDI-I <sup>3</sup>	HNS(%)	GDI-H <sup>3</sup>	HNS(%)
Scale	20B		200M		1M		200M		200M	
alien	<b>741812.63</b>	<b>10747.61</b>	3483	47.18	616.9	5.64	43384	625.45	48735	703.00
amidar	<b>28634.39</b>	<b>1670.57</b>	2028	118.00	74.3	4.00	1442	83.81	1065	61.81
assault	<b>143972.03</b>	<b>27665.44</b>	7679	1435.07	527.2	58.66	63876	12250.50	97155	18655.23
asterix	998425	12036.40	25669	306.98	1128.3	11.07	759910	9160.41	<b>999999</b>	<b>12055.38</b>
asteroids	678558.64	1452.42	3064	5.02	793.6	0.16	751970	1609.72	<b>760005</b>	<b>1626.94</b>
atlantis	1674767.2	10272.64	989207	6035.05	20992.5	50.33	3803000	23427.66	<b>3837300</b>	<b>23639.67</b>
bank heist	1278.98	171.17	1043	139.23	34.2	2.71	<b>1401</b>	<b>187.68</b>	1380	184.84
battle zone	<b>848623</b>	<b>2295.95</b>	31225	83.86	4031.2	10.27	478830	1295.20	824360	2230.29
beam rider	<b>454993.53</b>	<b>2744.92</b>	12413	72.75	621.6	1.56	162100	976.51	422390	2548.07
berzerk	<b>85932.6</b>	<b>3423.18</b>	751	25.02	N/A	N/A	7607	298.53	14649	579.46
bowling	<b>260.13</b>	<b>172.26</b>	48	18.10	30	5.01	202	129.94	205.2	132.34
boxing	<b>100</b>	<b>832.50</b>	87	724.17	7.8	64.17	<b>100</b>	<b>832.50</b>	<b>100</b>	<b>832.50</b>
breakout	<b>864</b>	<b>2994.10</b>	350	1209.38	16.4	51.04	<b>864</b>	<b>2994.10</b>	<b>864</b>	<b>2994.10</b>
centipede	<b>1159049.27</b>	<b>11655.72</b>	6601	45.44	N/A	N/A	155830	1548.84	195630	1949.80
chopper command	991039.7	15056.39	2833	30.74	979.4	2.56	<b>999999</b>	<b>15192.62</b>	<b>999999</b>	<b>15192.62</b>
crazy climber	<b>458315.4</b>	<b>1786.64</b>	141424	521.55	62583.6	206.81	201000	759.39	241170	919.76
defender	839642.95	5291.18	N/A	N/A	N/A	N/A	893110	5629.27	<b>970540</b>	<b>6118.89</b>
demon attack	143964.26	7906.55	2775	144.20	208.1	3.08	675530	37131.12	<b>787985</b>	<b>43313.70</b>
double dunk	23.94	1933.64	22	1845.45	N/A	N/A	<b>24</b>	<b>1936.36</b>	<b>24</b>	<b>1936.36</b>
enduro	2382.44	276.87	2112	245.44	N/A	N/A	<b>14330</b>	<b>1665.31</b>	14300	1661.82
fishing derby	<b>91.16</b>	<b>345.67</b>	60	286.77	-90.7	1.89	59	285.71	65	296.22
freeway	33.03	111.59	<b>34</b>	<b>114.86</b>	16.7	56.42	<b>34</b>	<b>114.86</b>	<b>34</b>	<b>114.86</b>
frostbite	<b>631378.53</b>	<b>14786.59</b>	15622	364.37	236.9	4.02	10485	244.05	11330	263.84
gopher	130345.58	6036.85	53853	2487.14	596.8	15.74	<b>488830</b>	<b>22672.6</b>	473560	21964.01
gravitar	<b>6682.7</b>	<b>204.81</b>	3554	106.37	173.4	0.01	5905	180.34	5915	180.66
hero	<b>49244.11</b>	<b>161.81</b>	30287	98.19	2656.6	5.47	38330	125.18	38225	124.83
ice hockey	<b>67.04</b>	<b>646.61</b>	29	332.23	-11.6	-3.31	44.94	463.97	47.11	481.90
jamesbond	41063.25	14986.94	9269	3374.73	100.5	26.11	594500	217118.70	<b>620780</b>	<b>226716.95</b>
kangaroo	<b>16763.6</b>	<b>560.23</b>	11819	394.47	51.2	-0.03	14500	484.34	14636	488.90
krull	269358.27	25082.93	9687	757.75	2204.8	56.84	97575	8990.82	<b>594540</b>	<b>55544.92</b>
kung fu master	204824	910.08	66410	294.30	14862.5	64.97	140440	623.64	<b>1666665</b>	<b>7413.57</b>
montezuma revenge	0	0.00	1932	40.65	N/A	N/A	<b>3000</b>	<b>63.11</b>	2500	52.60
ms pacman	<b>243401.1</b>	<b>3658.68</b>	5651	80.43	1480	17.65	11536	169.00	11573	169.55
name this game	<b>157177.85</b>	<b>2690.53</b>	14472	211.57	2420.7	2.23	34434	558.34	36296	590.68
phoenix	955137.84	14725.53	13342	194.11	N/A	N/A	894460	13789.30	<b>959580</b>	<b>14794.07</b>
pitfall	<b>0</b>	<b>3.43</b>	-1	3.41	N/A	N/A	<b>0</b>	<b>3.43</b>	-4.3	3.36
pong	<b>21</b>	<b>118.13</b>	19	112.46	12.8	94.90	<b>21</b>	<b>118.13</b>	<b>21</b>	<b>118.13</b>
private eye	<b>15299.98</b>	<b>21.96</b>	158	0.19	35	0.01	15100	21.68	15100	21.68
qbert	<b>72276</b>	<b>542.56</b>	162023	1217.80	1288.8	8.46	27800	207.93	28657	214.38
riverraid	<b>323417.18</b>	<b>2041.12</b>	16249	94.49	1957.8	3.92	28075	169.44	28349	171.17
road runner	613411.8	7830.48	88772	1133.09	5640.6	71.86	878600	11215.78	<b>999999</b>	<b>12765.53</b>
robotank	<b>131.13</b>	<b>1329.18</b>	65	647.42	N/A	N/A	108	1092.78	113.4	1146.39
seaquest	999976.52	2381.51	45898	109.15	683.3	1.46	943910	2247.98	<b>1000000</b>	<b>2381.57</b>
skiing	-29968.36	-100.86	-8187	69.83	N/A	N/A	-6774	80.90	<b>-6025</b>	<b>86.77</b>
solaris	56.62	-10.64	883	-3.19	N/A	N/A	<b>11074</b>	<b>88.70</b>	9105	70.95
space invaders	74335.3	4878.50	2611	161.96	N/A	N/A	140460	9226.80	<b>154380</b>	<b>10142.17</b>
star gunner	549271.7	5723.01	29219	297.88	N/A	N/A	465750	4851.72	<b>677590</b>	<b>7061.61</b>
surround	<b>9.99</b>	<b>121.15</b>	N/A	N/A	N/A	N/A	-7.8	13.33	2.606	76.40
tennis	0	153.55	23	301.94	N/A	N/A	<b>24</b>	<b>308.39</b>	<b>24</b>	<b>308.39</b>
time pilot	<b>476763.9</b>	<b>28486.90</b>	32404	1735.96	N/A	N/A	216770	12834.99	450810	26924.45
tutankham	<b>491.48</b>	<b>307.35</b>	238	145.07	N/A	N/A	424	264.08	418.2	260.44
up n down	715545.61	6407.03	648363	5805.03	3350.3	25.24	<b>986440</b>	<b>8834.45</b>	966590	8656.58
venture	0.4	0.03	0	0.00	N/A	N/A	<b>2035</b>	<b>171.37</b>	2000	168.42
video pinball	<b>981791.88</b>	<b>5556.92</b>	22218	125.75	N/A	N/A	925830	5240.18	978190	5536.54
wizard of wor	<b>197126</b>	<b>4687.87</b>	14531	333.11	N/A	N/A	64439	1523.38	63735	1506.59
yars revenge	553311.46	1068.72	20089	33.01	5664.3	4.99	<b>972000</b>	<b>1881.96</b>	968090	1874.36
zaxxon	<b>725853.9</b>	<b>7940.46</b>	18295	199.79	N/A	N/A	109140	1193.63	216020	2362.89
MEAN HNS(%)		4996.20		631.17		25.3		7810.6		<b>9620.98</b>
Learning Efficiency		2.50E-09		3.16E-08		2.53E-07		3.91E-07		<b>4.81E-07</b>
MEDIAN HNS(%)		<b>2041.12</b>		161.96		5.55		832.5		1146.39
Learning Efficiency		1.02E-09		8.10E-09		5.55E-08		4.16E-08		<b>5.73E-08</b>

Table 5: Score table of SOTA model-based algorithms on HNS.



Games	Muesli	HNS(%)	Go-Explore	HNS(%)	GDI-I <sup>3</sup>	HNS(%)	GDI-H <sup>3</sup>	HNS(%)
Scale	200M		10B		200M		200M	
alien	139409	2017.12	<b>959312</b>	<b>13899.77</b>	43384	625.45	48735	703.00
amidar	<b>21653</b>	<b>1263.18</b>	19083	1113.22	1442	83.81	1065	61.81
assault	36963	7070.94	30773	5879.64	63876	12250.50	<b>97155</b>	<b>18655.23</b>
asterix	316210	3810.30	999500	12049.37	759910	9160.41	<b>999999</b>	<b>12055.38</b>
asteroids	484609	1036.84	112952	240.48	751970	1609.72	<b>760005</b>	<b>1626.94</b>
atlantis	1363427	8348.18	286460	1691.24	3803000	23427.66	<b>3837300</b>	<b>23639.67</b>
bank heist	1213	162.24	<b>3668</b>	<b>494.49</b>	1401	187.68	1380	184.84
battle zone	414107	1120.04	<b>998800</b>	<b>2702.36</b>	478830	1295.20	824360	2230.29
beam rider	288870	1741.91	371723	2242.15	162100	976.51	<b>422390</b>	<b>2548.07</b>
berzerk	44478	1769.43	<b>131417</b>	<b>5237.69</b>	7607	298.53	14649	579.46
bowling	191	122.02	<b>247</b>	<b>162.72</b>	202	129.94	205.2	132.34
boxing	99	824.17	91	757.50	<b>100</b>	<b>832.50</b>	<b>100</b>	<b>832.50</b>
breakout	791	2740.63	774	2681.60	<b>864</b>	<b>2994.10</b>	<b>864</b>	<b>2994.10</b>
centipede	<b>869751</b>	<b>8741.20</b>	613815	6162.78	155830	1548.84	195630	1949.80
chopper command	101289	1527.76	996220	15135.16	<b>999999</b>	<b>15192.62</b>	<b>999999</b>	<b>15192.62</b>
crazy climber	175322	656.88	235600	897.52	201000	759.39	<b>241170</b>	<b>919.76</b>
defender	629482	3962.26	N/A	N/A	893110	5629.27	<b>970540</b>	<b>6118.89</b>
demon attack	129544	7113.74	239895	13180.65	675530	37131.12	<b>787985</b>	<b>43313.70</b>
double dunk	-3	709.09	<b>24</b>	<b>1936.36</b>	<b>24</b>	<b>1936.36</b>	<b>24</b>	<b>1936.36</b>
enduro	2362	274.49	1031	119.81	<b>14330</b>	<b>1665.31</b>	14300	1661.82
fishing derby	51	269.75	<b>67</b>	<b>300.00</b>	59	285.71	65	296.22
freeway	33	111.49	<b>34</b>	<b>114.86</b>	<b>34</b>	<b>114.86</b>	<b>34</b>	<b>114.86</b>
frostbite	301694	7064.73	<b>999990</b>	<b>23420.19</b>	10485	244.05	11330	263.84
gopher	104441	4834.72	134244	6217.75	<b>488830</b>	<b>22672.63</b>	473560	21964.01
gravitar	11660	361.41	<b>13385</b>	<b>415.68</b>	5905	180.34	5915	180.66
hero	37161	121.26	37783	123.34	<b>38330</b>	<b>125.18</b>	38225	124.83
ice hockey	25	299.17	33	365.29	44.94	463.97	<b>47.11</b>	<b>481.90</b>
jamesbond	19319	7045.29	200810	73331.26	594500	217118.70	<b>620780</b>	<b>226716.95</b>
kangaroo	14096	470.80	<b>24300</b>	<b>812.87</b>	14500	484.34	14636	488.90
krull	34221	3056.02	63149	5765.90	97575	8990.82	<b>594540</b>	<b>55544.92</b>
kung fu master	134689	598.06	24320	107.05	140440	623.64	<b>1666665</b>	<b>7413.57</b>
montezuma revenge	2359	49.63	<b>24758</b>	<b>520.86</b>	3000	63.11	2500	52.60
ms pacman	65278	977.84	<b>456123</b>	<b>6860.25</b>	11536	169.00	11573	169.55
name this game	105043	1784.89	<b>212824</b>	<b>3657.16</b>	34434	558.34	36296	590.68
phoenix	805305	12413.69	19200	284.50	894460	13789.30	<b>959580</b>	<b>14794.07</b>
pitfall	0	3.43	<b>7875</b>	<b>121.09</b>	0	3.43	-4.3	3.36
pong	20	115.30	<b>21</b>	<b>118.13</b>	<b>21</b>	<b>118.13</b>	<b>21</b>	<b>118.13</b>
private eye	10323	14.81	<b>69976</b>	<b>100.58</b>	15100	21.68	15100	21.68
qbert	157353	1182.66	<b>999975</b>	<b>7522.41</b>	27800	207.93	28657	214.38
riverraid	<b>47323</b>	<b>291.42</b>	35588	217.05	28075	169.44	28349	171.17
road runner	327025	4174.55	999900	12764.26	878600	11215.78	<b>999999</b>	<b>12765.53</b>
robotank	59	585.57	<b>143</b>	<b>1451.55</b>	108	1092.78	113.4	1146.39
seaquest	815970	1943.26	539456	1284.68	943910	2247.98	<b>1000000</b>	<b>2381.57</b>
skiing	-18407	-10.26	<b>-4185</b>	<b>101.19</b>	-6774	80.90	-6025	86.77
solaris	3031	16.18	<b>20306</b>	<b>171.95</b>	11074	88.70	9105	70.95
space invaders	59602	3909.65	93147	6115.54	140460	9226.80	<b>154380</b>	<b>10142.17</b>
star gunner	214383	2229.49	609580	6352.14	465750	4851.72	<b>677590</b>	<b>7061.61</b>
surround	<b>9</b>	<b>115.15</b>	N/A	N/A	-8	13.33	2.606	76.40
tennis	12	230.97	<b>24</b>	<b>308.39</b>	<b>24</b>	<b>308.39</b>	<b>24</b>	<b>308.39</b>
time pilot	<b>359105</b>	<b>21403.71</b>	183620	10839.32	216770	12834.99	450810	26924.45
tutankham	252	154.03	<b>528</b>	<b>330.73</b>	424	264.08	418.2	260.44
up n down	649190	5812.44	553718	4956.94	<b>986440</b>	<b>8834.45</b>	966590	8656.58
venture	2104	177.18	<b>3074</b>	<b>258.86</b>	2035	171.37	2000	168.42
video pinball	685436	3879.56	<b>999999</b>	<b>5659.98</b>	925830	5240.18	978190	5536.54
wizard of wor	93291	2211.48	<b>199900</b>	<b>4754.03</b>	64293	1519.90	63735	1506.59
yars revenge	557818	1077.47	<b>999998</b>	<b>1936.34</b>	972000	1881.96	968090	1874.36
zaxxon	65325	714.30	18340	200.28	109140	1193.63	<b>216020</b>	<b>2362.89</b>
MEAN HNS(%)		2538.66		4989.94		7810.6		<b>9620.98</b>
Learning Efficiency		1.27E-07		4.99E-09		3.91E-07		<b>4.81E-07</b>
MEDIAN HNS(%)		1077.47		<b>1451.55</b>		832.5		1146.39
Learning Efficiency		5.39E-08		1.45E-09		4.16E-08		<b>5.73E-08</b>

Table 6: Score table of other SOTA algorithms on HNS.

## Atari Games Table of Scores Based on Human World Records

In this part, we detail the raw score of several representative SOTA algorithms, including the SOTA 200M model-free algorithms, SOTA 10B+ model-free algorithms, SOTA model-based algorithms, and other SOTA algorithms.<sup>2</sup> Additionally, we calculate the human world records normalized world score (HWRNS) of each game with each algorithm. First of all, we demonstrate the sources of the scores that we used. Random scores are from (Badia et al. 2020a). Human world records (HWR) are from (Hafner et al. 2020; Toromanoff, Wirbel, and Moutarde 2019). Rainbow’s scores are from (Hessel et al. 2017). IMPALA’s scores are from (Espeholt et al. 2018). LASER’s scores are from (Schmitt, Hessel, and Simonyan 2020), no sweep at 200M. As there are many versions of R2D2 and NGU, we use original papers’. R2D2’s scores are from (Kapturowski et al. 2018). NGU’s scores are from (Badia et al. 2020b). Agent57’s scores are from (Badia et al. 2020a). MuZero’s scores are from (Schrittwieser et al. 2020). DreamerV2’s scores are from (Hafner et al. 2020). SimPLe’s scores are from (Kaiser et al. 2019). Go-Explore’s scores are from (Ecoffet et al. 2019). Muesli’s scores are from (Hessel et al. 2021). In the following we detail the raw scores and HWRNS of each algorithm on 57 Atari games.

---

<sup>2</sup>200M and 10B+ represent the training scale.

Games	RND	HWR	RAINBOW	HWRNS(%)	IMPALA	HWRNS(%)	LASER	HWRNS(%)	GDI-I <sup>3</sup>	HWRNS(%)	GDI-H <sup>3</sup>	HWRNS(%)
Scale			200M	200M		200M		200M		200M		200M
alien	227.8	<b>251916</b>	9491.7	3.68	15962.1	6.25	976.51	14.04	43384	17.15	48735	19.27
amidar	5.8	<b>104159</b>	5131.2	4.92	1554.79	1.49	1829.2	1.75	1442	1.38	1065	1.02
assault	222.4	8647	14198.5	165.90	19148.47	224.65	21560.4	253.28	63876	755.57	<b>97155</b>	<b>1150.59</b>
asterix	210	<b>1000000</b>	428200	42.81	300732	30.06	240090	23.99	759910	75.99	999999	100.00
asteroids	719	<b>10506650</b>	2712.8	0.02	108590.05	1.03	213025	2.02	751970	7.15	760005	7.23
atlantis	12850	<b>10604840</b>	826660	7.68	849967.5	7.90	841200	7.82	3803000	35.78	3837300	36.11
bank heist	14.2	<b>82058</b>	1358	1.64	1223.15	1.47	569.4	0.68	1401	1.69	1380	1.66
battle zone	236	801000	62010	7.71	20885	2.58	64953.3	8.08	478830	59.77	<b>824360</b>	102.92
beam rider	363.9	<b>999999</b>	16850.2	1.65	32463.47	3.21	90881.6	9.06	162100	16.18	422390	42.22
berzerk	123.7	<b>1057940</b>	2545.6	0.23	1852.7	0.16	25579.5	2.41	7607	0.71	14649	1.37
bowling	23.1	<b>300</b>	30	2.49	59.92	13.30	48.3	9.10	201.9	64.57	205.2	65.76
boxing	0.1	<b>100</b>	99.6	99.60	99.96	99.96	<b>100</b>	<b>100.00</b>	<b>100</b>	<b>100.00</b>	<b>100</b>	<b>100.00</b>
breakout	1.7	<b>864</b>	417.5	48.22	787.34	91.11	747.9	86.54	<b>864</b>	<b>100.00</b>	<b>864</b>	<b>100.00</b>
centipede	2090.9	<b>1301709</b>	8167.3	0.47	11049.75	0.69	292792	22.37	155830	11.83	195630	14.89
chopper command	811	<b>999999</b>	16654	1.59	28255	2.75	761699	76.15	<b>999999</b>	<b>100.00</b>	<b>999999</b>	<b>100.00</b>
crazy climber	10780.5	219900	168788.5	75.56	136950	60.33	167820	75.10	201000	90.96	<b>241170</b>	<b>110.17</b>
defender	2874.5	<b>6010500</b>	55105	0.87	185203	3.03	336953	5.56	893110	14.82	970540	16.11
demon attack	152.1	<b>1556345</b>	111185	7.13	132826.98	8.53	133530	8.57	675530	43.40	<b>787985</b>	<b>50.63</b>
double dunk	-18.6	21	-0.3	46.21	-0.33	46.14	14	82.32	<b>24</b>	<b>107.58</b>	<b>24</b>	<b>107.58</b>
enduro	0	9500	2125.9	22.38	0	0.00	0	0.00	<b>14330</b>	<b>150.84</b>	14300	150.53
fishing derby	-91.7	<b>71</b>	31.3	75.60	44.85	83.93	45.2	84.14	59	92.89	65	96.31
freeway	0	<b>38</b>	34	89.47	0	0.00	0	0.00	34	89.47	34	89.47
frostbite	65.2	<b>454830</b>	9590.5	2.09	317.75	0.06	5083.5	1.10	10485	2.29	11330	2.48
gopher	257.6	355040	70354.6	19.76	66782.3	18.75	114820.7	32.29	<b>488830</b>	<b>137.71</b>	473560	133.41
gravitar	173	<b>162850</b>	1419.3	0.77	359.5	0.11	1106.2	0.57	5905	3.52	5915	3.53
hero	1027	<b>1000000</b>	55887.4	5.49	33730.55	3.27	31628.7	3.06	38330	3.73	38225	3.72
ice hockey	-11.2	36	1.1	26.06	3.48	31.10	17.4	60.59	44.92	118.94	<b>47.11</b>	<b>123.54</b>
jamesbond	29	45550	19809	43.45	601.5	1.26	37999.8	83.41	594500	1305.93	<b>620780</b>	<b>1363.66</b>
kangaroo	52	<b>1424600</b>	14637.5	1.02	1632	0.11	14308	1.00	14500	1.01	14636	1.02
krull	1598	104100	8741.5	6.97	8147.4	6.39	9387.5	7.60	97575	93.63	<b>594540</b>	<b>578.47</b>
kung fu master	258.5	1000000	52181	5.19	43375.5	4.31	607443	60.73	140440	14.02	<b>1666665</b>	<b>166.68</b>
montezuma revenge	0	<b>1219200</b>	384	0.03	0	0.00	0.3	0.00	3000	0.25	2500	0.21
ms pacman	307.3	<b>290090</b>	5380.4	1.75	7342.32	2.43	6565.5	2.16	11536	3.87	11573	3.89
name this game	2292.3	25220	13136	47.30	21537.2	83.94	26219.5	104.36	34434	140.19	<b>36296</b>	<b>148.31</b>
phoenix	761.5	<b>4014440</b>	108529	2.69	210996.45	5.24	519304	12.92	894460	22.27	959580	23.89
pitfall	-229.4	<b>114000</b>	0	0.20	-1.66	0.20	-0.6	0.20	<b>0</b>	0.20	-4.3	0.20
pong	-20.7	<b>21</b>	20.9	99.76	20.98	99.95	<b>21</b>	<b>100.00</b>	<b>21</b>	<b>100.00</b>	<b>21</b>	<b>100.00</b>
private eye	24.9	<b>101800</b>	4234	4.14	98.5	0.07	96.3	0.07	15100	14.81	15100	14.81
qbert	163.9	<b>2400000</b>	33817.5	1.40	351200.12	14.63	21449.6	0.89	27800	1.15	28657	1.19
riverraid	1338.5	<b>1000000</b>	22920.8	2.16	29608.05	2.83	40362.7	3.91	28075	2.68	28349	2.70
road runner	11.5	<b>2038100</b>	62041	3.04	57121	2.80	45289	2.22	878600	43.11	999999	49.06
robotank	2.2	76	61.4	80.22	12.96	14.58	62.1	81.17	108.2	143.63	<b>113.4</b>	<b>150.68</b>
seaquest	68.4	999999	15898.9	1.58	1753.2	0.17	2890.3	0.28	943910	94.39	<b>1000000</b>	<b>100.00</b>
skiing	-17098	<b>-3272</b>	-12957.8	29.95	-10180.38	50.03	-29968.4	-93.09	-6774	74.67	-6025	86.77
solaris	1236.3	<b>111420</b>	3560.3	2.11	2365	1.02	2273.5	0.94	11074	8.93	9105	7.14
space invaders	148	<b>621535</b>	18789	3.00	43595.78	6.99	51037.4	8.19	140460	22.58	154380	24.82
star gunner	664	77400	127029	164.67	200625	260.58	321528	418.14	465750	606.09	<b>677590</b>	<b>882.15</b>
surround	-10	9.6	<b>9.7</b>	<b>100.51</b>	7.56	89.59	8.4	93.88	-7.8	11.22	2.606	64.32
tennis	-23.8	21	0	53.13	0.55	54.35	12.2	80.36	<b>24</b>	<b>106.70</b>	<b>24</b>	<b>106.70</b>
time pilot	3568	65300	12926	15.16	48481.5	72.76	105316	164.82	216770	345.37	<b>450810</b>	<b>724.49</b>
tutankham	11.4	<b>5384</b>	241	4.27	292.11	5.22	278.9	4.98	423.9	7.68	418.2	7.57
up n down	533.4	82840	125755	152.14	332546.75	403.39	345727	419.40	<b>986440</b>	<b>1197.85</b>	966590	1173.73
venture	0	<b>38900</b>	5.5	0.01	0	0.00	0	0.00	2000	5.23	2000	5.14
video pinball	0	<b>89218328</b>	533936.5	0.60	572898.27	0.64	511835	0.57	925830	1.04	978190	1.10
wizard of wor	563.5	<b>395300</b>	17862.5	4.38	9157.5	2.18	29059.3	7.22	64439	16.14	63735	16.00
yars revenge	3092.9	<b>15000105</b>	102557	0.66	84231.14	0.54	166292.3	1.09	972000	6.46	968090	6.43
zaxxon	32.5	83700	22209.5	26.51	32935.5	39.33	41118	49.11	109140	130.41	<b>216020</b>	<b>258.15</b>
MEAN HWRNS(%)	0.00	100.00		28.39		34.52		45.39		117.99		<b>154.27</b>
Learning Efficiency	0.00	N/A		1.42E-09		1.73E-09		2.27E-09		5.90E-09		<b>7.71E-09</b>
MEDIAN HWRNS(%)	0.00	<b>100.00</b>		4.92		4.31		8.08		35.78		50.63
Learning Efficiency	0.00	N/A		2.46E-10		2.16E-10		4.04E-10		1.79E-09		<b>2.53E-09</b>
HWRB	0	<b>57</b>		4		3		7		17		22

Table 7: Score table of SOTA 200M model-free algorithms on HWRNS

Games	R2D2	HWRNS(%)	NGU	HWRNS(%)	AGENT57	HWRNS(%)	GDI-I <sup>3</sup>	HWRNS(%)	GDI-H <sup>3</sup>	HWRNS(%)
Scale	10B		35B		100B		200M		200M	
alien	109038.4	43.23	248100	98.48	<b>297638.17</b>	<b>118.17</b>	43384	17.15	48735	19.27
amidar	27751.24	26.64	17800	17.08	<b>29660.08</b>	<b>28.47</b>	1442	1.38	1065	1.02
assault	90526.44	1071.91	34800	410.44	67212.67	795.17	63876	755.57	<b>97155</b>	<b>1150.59</b>
asterix	999080	99.91	950700	95.07	991384.42	99.14	759910	75.99	<b>999999</b>	<b>100.00</b>
asteroids	265861.2	2.52	230500	2.19	150854.61	1.43	751970	7.15	<b>760005</b>	<b>7.23</b>
atlantis	1576068	14.76	1653600	15.49	1528841.76	14.31	3803000	35.78	<b>3837300</b>	<b>36.11</b>
bank heist	<b>46285.6</b>	<b>56.40</b>	17400	21.19	23071.5	28.10	1401	1.69	1380	1.66
battle zone	513360	64.08	691700	86.35	<b>934134.88</b>	<b>116.63</b>	478830	59.77	824360	102.92
beam rider	128236.08	12.79	63600	6.33	300509.8	30.03	162100	16.18	<b>422390</b>	<b>42.22</b>
berzerk	34134.8	3.22	36200	3.41	<b>61507.83</b>	<b>5.80</b>	7607	0.71	14649	1.37
bowling	196.36	62.57	211.9	68.18	<b>251.18</b>	<b>82.37</b>	201.9	64.57	205.2	65.76
boxing	99.16	99.16	99.7	99.70	<b>100</b>	<b>100.00</b>	<b>100</b>	<b>100.00</b>	<b>100</b>	<b>100.00</b>
breakout	795.36	92.04	559.2	64.65	790.4	91.46	<b>864</b>	<b>100.00</b>	<b>864</b>	<b>100.00</b>
centipede	532921.84	40.85	<b>577800</b>	<b>44.30</b>	412847.86	31.61	155830	11.83	195630	14.89
chopper command	960648	96.06	999900	99.99	999900	99.99	<b>999999</b>	<b>100.00</b>	<b>999999</b>	<b>100.00</b>
crazy climber	312768	144.41	313400	144.71	<b>565909.85</b>	<b>265.46</b>	201000	90.96	241170	110.17
defender	562106	9.31	664100	11.01	677642.78	11.23	893110	14.82	<b>970540</b>	<b>16.11</b>
demon attack	143664.6	9.22	143500	9.21	143161.44	9.19	675530	43.40	<b>787985</b>	<b>50.63</b>
double dunk	23.12	105.35	-14.1	11.36	23.93	107.40	<b>24</b>	<b>107.58</b>	<b>24</b>	<b>107.58</b>
enduro	2376.68	25.02	2000	21.05	2367.71	24.92	<b>14330</b>	<b>150.84</b>	14300	150.53
fishing derby	81.96	106.74	32	76.03	<b>86.97</b>	<b>109.82</b>	59	92.89	65	96.31
freeway	<b>34</b>	<b>89.47</b>	28.5	75.00	32.59	85.76	<b>34</b>	<b>89.47</b>	<b>34</b>	<b>89.47</b>
frostbite	11238.4	2.46	206400	45.37	<b>541280.88</b>	<b>119.01</b>	10485	2.29	11330	2.48
gopher	122196	34.37	113400	31.89	117777.08	33.12	<b>488830</b>	<b>137.71</b>	473560	133.41
gravitar	6750	4.04	14200	8.62	<b>19213.96</b>	<b>11.70</b>	5905	3.52	5915	3.53
hero	37030.4	3.60	69400	6.84	<b>114736.26</b>	<b>11.38</b>	38330	3.73	38225	3.72
ice hockey	<b>71.56</b>	<b>175.34</b>	-4.1	15.04	63.64	158.56	37.89	118.94	47.11	123.54
jamesbond	23266	51.05	26600	58.37	135784.96	298.23	594500	1305.93	<b>620780</b>	<b>1363.66</b>
kangaroo	14112	0.99	<b>35100</b>	<b>2.46</b>	24034.16	1.68	14500	1.01	14636	1.02
krull	145284.8	140.18	127400	122.73	251997.31	244.29	97575	93.63	<b>594540</b>	<b>578.47</b>
kung fu master	200176	20.00	212100	21.19	206845.82	20.66	140440	14.02	<b>1666665</b>	<b>166.68</b>
montezuma revenge	2504	0.21	<b>10400</b>	<b>0.85</b>	9352.01	0.77	3000	0.25	2500	0.21
ms pacman	29928.2	10.22	40800	13.97	<b>63994.44</b>	<b>21.98</b>	11536	3.87	11573	3.89
name this game	45214.8	187.21	23900	94.24	<b>54386.77</b>	<b>227.21</b>	34434	140.19	36296	148.31
phoenix	811621.6	20.20	<b>959100</b>	<b>23.88</b>	908264.15	22.61	894460	22.27	959580	23.89
pitfall	0	0.20	7800	7.03	<b>18756.01</b>	<b>16.62</b>	0	0.20	-4.3	0.20
pong	<b>21</b>	<b>100.00</b>	19.6	96.64	20.67	99.21	<b>21</b>	<b>100.00</b>	<b>21</b>	<b>100.00</b>
private eye	300	0.27	<b>100000</b>	<b>98.23</b>	79716.46	78.30	15100	14.81	15100	14.81
qbert	161000	6.70	451900	18.82	<b>580328.14</b>	<b>24.18</b>	27800	1.15	28657	1.19
riverraid	34076.4	3.28	36700	3.54	<b>63318.67</b>	<b>6.21</b>	28075	2.68	28349	2.70
road runner	498660	24.47	128600	6.31	243025.8	11.92	878600	43.11	<b>999999</b>	<b>49.06</b>
robotank	<b>132.4</b>	<b>176.42</b>	9.1	9.35	127.32	169.54	108	143.63	113.4	150.68
seaquest	999991.84	100.00	<b>1000000</b>	<b>100.00</b>	999997.63	100.00	943910	94.39	<b>1000000</b>	<b>100.00</b>
skiing	-29970.32	-93.10	-22977.9	-42.53	<b>-4202.6</b>	<b>93.27</b>	-6774	74.67	-6025	86.77
solaris	4198.4	2.69	4700	3.14	<b>44199.93</b>	<b>38.99</b>	11074	8.93	9105	7.14
space invaders	55889	8.97	43400	6.96	48680.86	7.81	140460	22.58	<b>154380</b>	<b>24.82</b>
star gunner	521728	679.03	414600	539.43	<b>839573.53</b>	<b>1093.24</b>	465750	606.09	677590	882.15
surround	<b>9.96</b>	<b>101.84</b>	-9.6	2.04	9.5	99.49	-7.8	11.22	2.606	64.32
tennis	<b>24</b>	<b>106.70</b>	10.2	75.89	23.84	106.34	<b>24</b>	<b>106.70</b>	<b>24</b>	<b>106.70</b>
time pilot	348932	559.46	344700	552.60	<b>405425.31</b>	<b>650.97</b>	216770	345.37	450810	724.49
tutankham	393.64	7.11	191.1	3.34	<b>2354.91</b>	<b>43.62</b>	423.9	7.68	418.2	7.57
up n down	542918.8	658.98	620100	752.75	623805.73	757.26	<b>986440</b>	<b>1197.85</b>	966590	1173.73
venture	1992	5.12	1700	4.37	<b>2623.71</b>	<b>6.74</b>	2000	5.23	2000	5.14
video pinball	483569.72	0.54	965300	1.08	<b>992340.74</b>	<b>1.11</b>	925830	1.04	978190	1.10
wizard of wor	133264	33.62	106200	26.76	<b>157306.41</b>	<b>39.71</b>	64439	16.14	63735	16.00
yars revenge	918854.32	6.11	986000	6.55	<b>998532.37</b>	<b>6.64</b>	972000	6.46	968090	6.43
zaxxon	181372	216.74	111100	132.75	<b>249808.9</b>	<b>298.53</b>	109140	130.41	216020	258.15
MEAN HWRNS(%)		98.78		76.00		125.92		117.99		<b>154.27</b>
Learning Efficiency		9.88E-11		2.17E-11		1.26E-11		5.90E-09		<b>7.71E-09</b>
MEDIAN HWRNS(%)		33.62		21.19		43.62		35.78		<b>50.63</b>
Learning Efficiency		3.36E-11		6.05E-12		4.36E-12		1.79E-09		<b>2.53E-09</b>
HWRB		15		8		18		17		<b>22</b>

Table 8: Score table of SOTA 10B+ model-free algorithms on HWRNS.

Games	MuZero	HWRNS(%) DreamerV2	HWRNS(%) SimPLe	HWRNS(%) GDI-I <sup>3</sup>	HWRNS(%) GDI-H <sup>3</sup>					
Scale	20B	200M	1M	200M	200M					
alien	<b>741812.63</b>	<b>294.64</b>	3483	1.29	616.9	0.15	43384	17.15	48735	19.27
amidar	<b>28634.39</b>	<b>27.49</b>	2028	1.94	74.3	0.07	1442	1.38	1065	1.02
assault	<b>143972.03</b>	<b>1706.31</b>	7679	88.51	527.2	3.62	63876	755.57	97155	1150.59
asterix	998425	99.84	25669	2.55	1128.3	0.09	759910	75.99	<b>999999</b>	<b>100.00</b>
asteroids	678558.64	6.45	3064	0.02	793.6	0.00	751970	7.15	<b>760005</b>	<b>7.23</b>
atlantis	1674767.2	15.69	989207	9.22	20992.5	0.08	3803000	35.78	<b>3837300</b>	<b>36.11</b>
bank heist	1278.98	1.54	1043	1.25	34.2	0.02	<b>1401</b>	<b>1.69</b>	1380	1.66
battle zone	<b>848623</b>	<b>105.95</b>	31225	3.87	4031.2	0.47	478830	59.77	824360	102.92
beam rider	<b>454993.53</b>	<b>45.48</b>	12413	1.21	621.6	0.03	162100	16.18	422390	42.22
berzerk	<b>85932.6</b>	<b>8.11</b>	751	0.06	N/A	N/A	7607	0.71	14649	1.37
bowling	<b>260.13</b>	<b>85.60</b>	48	8.99	30	2.49	202	64.57	205.2	65.76
boxing	<b>100</b>	<b>100.00</b>	87	86.99	7.8	7.71	<b>100</b>	<b>100.00</b>	<b>100</b>	<b>100.00</b>
breakout	<b>864</b>	<b>100.00</b>	350	40.39	16.4	1.70	<b>864</b>	<b>100.00</b>	<b>864</b>	100.00
centipede	<b>1159049.27</b>	<b>89.02</b>	6601	0.35	N/A	N/A	155830	11.83	195630	14.89
chopper command	991039.7	99.10	2833	0.20	979.4	0.02	<b>999999</b>	<b>100.00</b>	<b>999999</b>	<b>100.00</b>
crazy climber	<b>458315.4</b>	<b>214.01</b>	141424	62.47	62583.6	24.77	201000	90.96	241170	110.17
defender	839642.95	13.93	N/A	N/A	N/A	N/A	893110	14.82	<b>970540</b>	<b>16.11</b>
demon attack	143964.26	9.24	2775	0.17	208.1	0.00	675530	43.40	<b>787985</b>	<b>50.63</b>
double dunk	23.94	107.42	22	102.53	N/A	N/A	<b>24</b>	<b>107.58</b>	<b>24</b>	<b>107.58</b>
enduro	2382.44	25.08	2112	22.23	N/A	N/A	<b>14330</b>	<b>150.84</b>	14300	150.53
fishing derby	<b>91.16</b>	<b>112.39</b>	93.24	286.77	-90.7	0.61	59	92.89	65	96.31
freeway	33.03	86.92	<b>34</b>	<b>89.47</b>	16.7	43.95	<b>34</b>	<b>89.47</b>	<b>34</b>	<b>89.47</b>
frostbite	<b>631378.53</b>	<b>138.82</b>	15622	3.42	236.9	0.04	10485	2.29	11330	2.48
gopher	130345.58	36.67	53853	15.11	596.8	0.10	<b>488830</b>	<b>137.71</b>	473560	133.41
gravitar	<b>6682.7</b>	<b>4.00</b>	3554	2.08	173.4	0.00	5905	3.52	5915	3.53
hero	<b>49244.11</b>	<b>4.83</b>	30287	2.93	2656.6	0.16	38330	3.73	38225	3.72
ice hockey	<b>67.04</b>	<b>165.76</b>	29	85.17	-11.6	-0.85	38	118.94	47.11	123.54
jamesbond	41063.25	90.14	9269	20.30	100.5	0.16	594500	1305.93	<b>620780</b>	<b>1363.66</b>
kangaroo	<b>16763.6</b>	<b>1.17</b>	11819	0.83	51.2	0.00	14500	1.01	14636	1.02
krull	269358.27	261.22	9687	7.89	2204.8	0.59	97575	93.63	<b>594540</b>	<b>578.47</b>
kung fu master	204824	20.46	66410	6.62	14862.5	1.46	140440	14.02	<b>1666665</b>	<b>166.68</b>
montezuma revenge	0	0.00	1932	0.16	N/A	N/A	<b>3000</b>	<b>0.25</b>	2500	0.21
ms pacman	<b>243401.1</b>	<b>83.89</b>	5651	1.84	1480	0.40	11536	3.87	11573	3.89
name this game	<b>157177.85</b>	<b>675.54</b>	14472	53.12	2420.7	0.56	34434	140.19	36296	148.31
phoenix	<b>955137.84</b>	<b>23.78</b>	13342	0.31	N/A	N/A	894460	22.27	959580	23.89
pitfall	<b>0</b>	<b>0.20</b>	-1	0.20	N/A	N/A	<b>0</b>	<b>0.20</b>	-4.3	0.20
pong	<b>21</b>	100.00	19	95.20	12.8	80.34	<b>21</b>	<b>100.00</b>	<b>21</b>	<b>100.00</b>
private eye	<b>15299.98</b>	<b>15.01</b>	158	0.13	35	0.01	15100	14.81	15100	14.81
qbert	<b>72276</b>	<b>3.00</b>	162023	6.74	1288.8	0.05	27800	1.15	28657	1.19
riverraid	<b>323417.18</b>	<b>32.25</b>	16249	1.49	1957.8	0.06	28075	2.68	28349	2.70
road runner	613411.8	30.10	88772	4.36	5640.6	0.28	878600	43.11	<b>999999</b>	<b>49.06</b>
robotank	<b>131.13</b>	<b>174.70</b>	65	85.09	N/A	N/A	108	143.63	113.4	150.68
seaquest	999976.52	100.00	45898	4.58	683.3	0.06	943910	94.39	<b>1000000</b>	<b>100.00</b>
skiing	-29968.36	-93.09	-8187	64.45	N/A	N/A	-6774	74.67	<b>-6025</b>	<b>86.77</b>
solaris	56.62	-1.07	883	-0.32	N/A	N/A	<b>11074</b>	<b>8.93</b>	9105	7.14
space invaders	74335.3	11.94	2611	0.40	N/A	N/A	140460	22.58	<b>154380</b>	<b>24.82</b>
star gunner	549271.7	714.93	29219	37.21	N/A	N/A	465750	606.09	<b>677590</b>	<b>882.15</b>
surround	<b>9.99</b>	<b>101.99</b>	N/A	N/A	N/A	N/A	-8	11.22	2.606	64.32
tennis	0	53.13	23	104.46	N/A	N/A	<b>24</b>	<b>106.70</b>	<b>24</b>	<b>106.70</b>
time pilot	<b>476763.9</b>	<b>766.53</b>	32404	46.71	N/A	N/A	216770	345.37	450810	724.49
tutankham	<b>491.48</b>	<b>8.94</b>	238	4.22	N/A	N/A	424	7.68	418.2	7.57
up n down	715545.61	868.72	648363	787.09	3350.3	3.42	<b>986440</b>	<b>1197.85</b>	966590	1173.73
venture	0.4	0.00	0	0.00	N/A	N/A	<b>2030</b>	<b>5.23</b>	2000	5.14
video pinball	<b>981791.88</b>	<b>1.10</b>	22218	0.02	N/A	N/A	925830	1.04	978190	1.10
wizard of wor	<b>197126</b>	<b>49.80</b>	14531	3.54	N/A	N/A	64439	16.14	63735	16.00
yars revenge	553311.46	3.67	20089	0.11	5664.3	0.02	<b>972000</b>	<b>6.46</b>	968090	6.43
zaxxon	<b>725853.9</b>	<b>867.51</b>	18295	21.83	N/A	N/A	109140	130.41	216020	258.15
MEAN HWRNS(%)		152.1		37.9		4.67		117.99		<b>154.27</b>
Learning Efficiency		7.61E-11		1.89E-09		<b>4.67E-08</b>		5.90E-09		7.71E-09
MEDIAN HWRNS(%)		49.8		4.22		0.13		<b>35.78</b>		50.63
Learning Efficiency		2.49E-11		2.11E-10		1.25E-09		1.79E-09		<b>2.53E-09</b>
HWRB		19		3		0		17		<b>22</b>

Table 9: Score table of SOTA model-based algorithms on HWRNS.

Games	Muesli	HWRNS(%)	Go-Explore	HWRNS(%)	GDI-I <sup>3</sup>	HWRNS(%)	GDI-H <sup>3</sup>	HWRNS(%)
Scale		200M	10B		200M		200M	
alien	139409	55.30	<b>959312</b>	<b>381.06</b>	43384	17.15	48735	19.27
amidar	<b>21653</b>	<b>20.78</b>	19083	18.32	1442	1.38	1065	1.02
assault	36963	436.11	30773	362.64	63876	755.57	<b>97155</b>	<b>1150.59</b>
asterix	316210	31.61	999500	99.95	759910	75.99	<b>999999</b>	<b>100.00</b>
asteroids	484609	4.61	112952	1.07	751970	7.15	<b>760005</b>	<b>7.23</b>
atlantis	1363427	12.75	286460	2.58	3803000	35.78	<b>3837300</b>	<b>36.11</b>
bank heist	1213	1.46	<b>3668</b>	<b>4.45</b>	1401	1.69	1380	1.66
battle zone	414107	51.68	<b>998800</b>	<b>124.70</b>	478830	59.77	824360	102.92
beam rider	288870	28.86	371723	37.15	162100	16.18	<b>422390</b>	<b>42.22</b>
berzerk	44478	4.19	<b>131417</b>	<b>12.41</b>	7607	0.71	14649	1.37
bowling	191	60.64	<b>247</b>	<b>80.86</b>	202	64.57	205.2	65.76
boxing	99	99.00	91	90.99	<b>100</b>	<b>100.00</b>	<b>100</b>	<b>100.00</b>
breakout	791	91.53	774	89.56	<b>864</b>	<b>100.00</b>	<b>864</b>	<b>100.00</b>
centipede	<b>869751</b>	<b>66.76</b>	613815	47.07	155830	11.83	195630	14.89
chopper command	101289	10.06	996220	99.62	<b>999999</b>	<b>100.00</b>	<b>999999</b>	<b>100.00</b>
crazy climber	175322	78.68	235600	107.51	201000	90.96	<b>241170</b>	<b>110.17</b>
defender	629482	10.43	N/A	N/A	893110	14.82	<b>970540</b>	<b>16.11</b>
demon attack	129544	8.31	239895	15.41	675530	43.40	<b>787985</b>	<b>50.63</b>
double dunk	-3	39.39	<b>24</b>	<b>107.58</b>	<b>24</b>	<b>107.58</b>	<b>24</b>	<b>107.58</b>
enduro	2362	24.86	1031	10.85	<b>14330</b>	<b>150.84</b>	14300	150.53
fishing derby	51	87.71	<b>67</b>	<b>97.54</b>	59	92.89	65	96.31
freeway	33	86.84	<b>34</b>	<b>89.47</b>	<b>34</b>	<b>89.47</b>	<b>34</b>	<b>89.47</b>
frostbite	301694	66.33	<b>999990</b>	<b>219.88</b>	10485	2.29	11330	2.48
gopher	104441	29.37	134244	37.77	<b>488830</b>	<b>137.71</b>	473560	133.41
gravitar	11660	7.06	<b>13385</b>	<b>8.12</b>	5905	3.52	5915	3.53
hero	37161	3.62	37783	3.68	<b>38330</b>	<b>3.73</b>	38225	3.72
ice hockey	25	76.69	33	93.64	45	118.94	<b>47.11</b>	<b>123.54</b>
jamesbond	19319	42.38	200810	441.07	594500	1305.93	<b>620780</b>	<b>1363.66</b>
kangaroo	14096	0.99	<b>24300</b>	<b>1.70</b>	14500	1.01	14636	1.02
krull	34221	31.83	63149	60.05	97575	93.63	<b>594540</b>	<b>578.47</b>
kung fu master	134689	13.45	24320	2.41	140440	14.02	<b>1666665</b>	<b>166.68</b>
montezuma revenge	2359	0.19	<b>24758</b>	<b>2.03</b>	3000	0.25	2500	0.21
ms pacman	65278	22.42	<b>456123</b>	<b>157.30</b>	11536	3.87	11573	3.89
name this game	105043	448.15	<b>212824</b>	<b>918.24</b>	34434	140.19	36296	148.31
phoenix	805305	20.05	19200	0.46	894460	22.27	<b>959580</b>	<b>23.89</b>
pitfall	0	0.20	<b>7875</b>	<b>7.09</b>	0	0.2	-4.3	0.20
pong	20	97.60	<b>21</b>	<b>100.00</b>	<b>21</b>	<b>100</b>	<b>21</b>	<b>100.00</b>
private eye	10323	10.12	<b>69976</b>	<b>68.73</b>	15100	14.81	15100	14.81
qbert	157353	6.55	<b>999975</b>	<b>41.66</b>	27800	1.15	28657	1.19
riverraid	<b>47323</b>	<b>4.60</b>	35588	3.43	28075	2.68	28349	2.70
road runner	327025	16.05	999900	49.06	878600	43.11	<b>999999</b>	<b>49.06</b>
robotank	59	76.96	<b>143</b>	<b>190.79</b>	108	143.63	113.4	150.68
seaquest	815970	81.60	539456	53.94	943910	94.39	<b>1000000</b>	<b>100.00</b>
skiing	-18407	-9.47	<b>-4185</b>	<b>93.40</b>	-6774	74.67	-6025	86.77
solaris	3031	1.63	<b>20306</b>	<b>17.31</b>	11074	8.93	9105	7.14
space invaders	59602	9.57	93147	14.97	140460	22.58	<b>154380</b>	<b>24.82</b>
star gunner	214383	278.51	609580	793.52	465750	606.09	<b>677590</b>	<b>882.15</b>
surround	<b>9</b>	<b>96.94</b>	N/A	N/A	-8	11.22	2.606	64.32
tennis	12	79.91	<b>24</b>	<b>106.7</b>	<b>24</b>	<b>106.70</b>	<b>24</b>	<b>106.70</b>
time pilot	359105	575.94	183620	291.67	216770	345.37	<b>450810</b>	<b>724.49</b>
tutankham	252	4.48	<b>528</b>	<b>9.62</b>	424	7.68	418.2	7.57
up n down	649190	788.10	553718	672.10	<b>986440</b>	<b>1197.85</b>	966590	1173.73
venture	2104	5.41	<b>3074</b>	<b>7.90</b>	2035	5.23	2000	5.14
video pinball	685436	0.77	<b>999999</b>	<b>1.12</b>	925830	1.04	978190	1.10
wizard of wor	93291	23.49	<b>199900</b>	<b>50.50</b>	64293	16.14	63735	16.00
yars revenge	557818	3.70	<b>999998</b>	<b>6.65</b>	972000	6.46	968090	6.43
zaxxon	65325	78.04	18340	21.88	109140	130.41	<b>216020</b>	<b>258.15</b>
MEAN HWRNS(%)		75.52		116.89		117.99		<b>154.27</b>
Learning Efficiency		3.78E-09		1.17E-10		5.90E-09		<b>7.71E-09</b>
MEDIAN HWRNS(%)		24.68		50.5		35.78		<b>50.63</b>
Learning Efficiency		1.24E-09		5.05E-11		1.79E-09		<b>2.53E-09</b>
HWRB		5		15		17		<b>22</b>

Table 10: Score table of other SOTA algorithms on HWRNS.

## Atari Games Table of Scores Based on SABER

In this part, we detail the raw score of several representative SOTA algorithms including the SOTA 200M model-free algorithms, SOTA 10B+ model-free algorithms, SOTA model-based algorithms, and other SOTA algorithms.<sup>3</sup> Additionally, we calculate the capped human world records normalized world score (CHWRNS) or called SABER (Toromanoff, Wirbel, and Moutarde 2019) of each game with each algorithm. First of all, we demonstrate the sources of the scores that we used. Random scores are from (Badia et al. 2020a). Human world records (HWR) are from (Hafner et al. 2020; Toromanoff, Wirbel, and Moutarde 2019). Rainbow’s scores are from (Hessel et al. 2017). IMPALA’s scores are from (Espeholt et al. 2018). LASER’s scores are from (Schmitt, Hessel, and Simonyan 2020), no sweep at 200M. As there are many versions of R2D2 and NGU, we use original papers’. R2D2’s scores are from (Kapturowski et al. 2018). NGU’s scores are from (Badia et al. 2020b). Agent57’s scores are from (Badia et al. 2020a). MuZero’s scores are from (Schrittwieser et al. 2020). DreamerV2’s scores are from (Hafner et al. 2020). SimPLe’s scores are from (Kaiser et al. 2019). Go-Explore’s scores are from (Ecoffet et al. 2019). Muesli’s scores are from (Hessel et al. 2021). In the following we detail the raw scores and SABER of each algorithm on 57 Atari games.

---

<sup>3</sup>200M and 10B+ represent the training scale.

Games	RND	HWR	RAINBOW	SABER(%)	IMPALA	SABER(%)	LASER	SABER(%)	GDI-I <sup>3</sup>	SABER(%)	GDI-H <sup>3</sup>	SABER(%)
Scale			200M			200M			200M			200M
alien	227.8	<b>251916</b>	9491.7	3.68	15962.1	6.25	976.51	14.04	43384	17.15	48735	19.27
amidar	5.8	<b>104159</b>	5131.2	4.92	1554.79	1.49	1829.2	1.75	1442	1.38	1065	1.02
assault	222.4	8647	14198.5	165.90	19148.47	200.00	21560.4	200.00	63876	200.00	<b>97155</b>	<b>200.00</b>
asterix	210	<b>1000000</b>	428200	42.81	300732	30.06	240090	23.99	759910	75.99	999999	100.00
asteroids	719	<b>10506650</b>	2712.8	0.02	108590.05	1.03	213025	2.02	751970	7.15	760005	7.23
atlantis	12850	<b>10604840</b>	826660	7.68	849967.5	7.90	841200	7.82	3803000	35.78	3837300	36.11
bank heist	14.2	<b>82058</b>	1358	1.64	1223.15	1.47	569.4	0.68	1401	1.69	1380	1.66
battle zone	236	801000	62010	7.71	20885	2.58	64953.3	8.08	478830	59.77	<b>824360</b>	<b>102.92</b>
beam rider	363.9	<b>999999</b>	16850.2	1.65	32463.47	3.21	90881.6	9.06	162100	16.18	422390	42.22
berzerk	123.7	<b>1057940</b>	2545.6	0.23	1852.7	0.16	25579.5	2.41	7607	0.71	14649	1.37
bowling	23.1	<b>300</b>	30	2.49	59.92	13.30	48.3	9.10	201.9	64.57	205.2	65.76
boxing	0.1	<b>100</b>	99.6	99.60	99.96	99.96	<b>100</b>	<b>100.00</b>	<b>100</b>	<b>100.00</b>	<b>100</b>	<b>100.00</b>
breakout	1.7	<b>864</b>	417.5	48.22	787.34	91.11	747.9	86.54	<b>864</b>	<b>100.00</b>	<b>864</b>	<b>100.00</b>
centipede	2090.9	<b>1301709</b>	8167.3	0.47	11049.75	0.69	292792	22.37	155830	11.83	195630	14.89
chopper command	811	<b>999999</b>	16654	1.59	28255	2.75	761699	76.15	<b>999999</b>	<b>100.00</b>	<b>999999</b>	<b>100.00</b>
crazy climber	10780.5	219900	168788.5	75.56	136950	60.33	167820	75.10	201000	90.96	<b>241170</b>	<b>110.17</b>
defender	2874.5	<b>6010500</b>	55105	0.87	185203	3.03	336953	5.56	893110	14.82	970540	16.11
demon attack	152.1	<b>1556345</b>	111185	7.13	132826.98	8.53	133530	8.57	675530	43.10	787985	50.63
double dunk	-18.6	21	-0.3	46.21	-0.33	46.14	14	82.32	<b>24</b>	<b>107.58</b>	<b>24</b>	<b>107.58</b>
enduro	0	9500	2125.9	22.38	0	0.00	0	0.00	<b>14330</b>	<b>150.84</b>	14300	150.53
fishing derby	-91.7	<b>71</b>	31.3	75.60	44.85	83.93	45.2	84.14	59	95.08	65	96.31
freeway	0	<b>38</b>	34	89.47	0	0.00	0	0.00	34	89.47	34	89.47
frostbite	65.2	<b>454830</b>	9590.5	2.09	317.75	0.06	5083.5	1.10	10485	2.29	11330	2.48
gopher	257.6	355040	70354.6	19.76	66782.3	18.75	114820.7	32.29	<b>488830</b>	<b>137.71</b>	473560	133.41
gravitar	173	<b>162850</b>	1419.3	0.77	359.5	0.11	1106.2	0.57	5905	3.52	5915	3.53
hero	1027	<b>1000000</b>	55887.4	5.49	33730.55	3.27	31628.7	3.06	38330	3.73	38225	3.72
ice hockey	-11.2	36	1.1	26.06	3.48	31.10	17.4	60.59	44.92	118.94	<b>47.11</b>	<b>123.54</b>
jamesbond	29	45550	19809	43.45	601.5	1.26	37999.8	83.41	594500	200.00	<b>620780</b>	<b>200.00</b>
kangaroo	52	<b>1424600</b>	14637.5	1.02	1632	0.11	14308	1.00	14500	1.01	14636	1.02
krull	1598	104100	8741.5	6.97	8147.4	6.39	9387.5	7.60	97575	93.63	<b>594540</b>	<b>200.00</b>
kung fu master	258.5	1000000	52181	5.19	43375.5	4.31	607443	60.73	140440	14.02	<b>1666665</b>	<b>166.68</b>
montezuma revenge	0	<b>1219200</b>	384	0.03	0	0.00	0.3	0.00	3000	0.25	2500	0.21
ms pacman	307.3	<b>290090</b>	5380.4	1.75	7342.32	2.43	6565.5	2.16	11536	3.87	11573	3.89
name this game	2292.3	25220	13136	47.30	21537.2	83.94	26219.5	104.36	34434	140.19	<b>36296</b>	<b>148.31</b>
phoenix	761.5	<b>4014440</b>	108529	2.69	210996.45	5.24	519304	12.92	894460	22.27	959580	23.89
pitfall	-229.4	<b>114000</b>	<b>0</b>	<b>0.20</b>	-1.66	0.20	-0.6	0.20	<b>0</b>	0.20	-4.3	0.20
pong	-20.7	<b>21</b>	20.9	99.76	20.98	99.95	<b>21</b>	<b>100.00</b>	<b>21</b>	<b>100.00</b>	<b>21</b>	<b>100.00</b>
private eye	24.9	<b>101800</b>	4234	4.14	98.5	0.07	96.3	0.07	15100	14.81	15100	14.81
qbert	163.9	<b>2400000</b>	33817.5	1.40	351200.12	14.63	21449.6	0.89	27800	1.03	28657	1.19
riverraid	1338.5	<b>1000000</b>	22920.8	2.16	29608.05	2.83	40362.7	3.91	28075	2.68	28349	2.70
road runner	11.5	<b>2038100</b>	62041	3.04	57121	2.80	45289	2.22	878600	43.11	999999	49.06
robotank	2.2	76	61.4	80.22	12.96	14.58	62.1	81.17	108.2	143.63	<b>113.4</b>	<b>150.68</b>
seaquest	68.4	999999	15898.9	1.58	1753.2	0.17	2890.3	0.28	943910	94.39	<b>1000000</b>	<b>100.00</b>
skiing	-17098	<b>-3272</b>	-12957.8	29.95	-10180.38	50.03	-29968.4	-93.09	-6774	74.67	-6025	86.77
solaris	1236.3	<b>111420</b>	3560.3	2.11	2365	1.02	2273.5	0.94	11074	8.93	9105	7.14
space invaders	148	<b>621535</b>	18789	3.00	43595.78	6.99	51037.4	8.19	140460	22.58	154380	24.82
star gunner	664	77400	127029	164.67	200625	200.00	321528	418.14	465750	200.00	<b>677590</b>	<b>200.00</b>
surround	-10	9.6	<b>9.7</b>	<b>100.51</b>	7.56	89.59	8.4	93.88	-7.8	11.22	2.606	64.32
tennis	-23.8	21	0	53.13	0.55	54.35	12.2	80.36	<b>24</b>	<b>106.70</b>	<b>24</b>	<b>106.70</b>
time pilot	3568	65300	12926	15.16	48481.5	72.76	105316	164.82	216770	200.00	<b>450810</b>	<b>200.00</b>
tutankham	11.4	<b>5384</b>	241	4.27	292.11	5.22	278.9	4.98	423.9	7.68	418.2	7.57
up n down	533.4	82840	125755	152.14	332546.75	200.00	345727	200.00	<b>986440</b>	<b>200.00</b>	966590	200.00
venture	0	<b>38900</b>	5.5	0.01	0	0.00	0	0.00	2000	5.14	2000	5.14
video pinball	0	<b>89218328</b>	533936.5	0.60	572898.27	0.64	511835	0.57	925830	1.04	978190	1.10
wizard of wor	563.5	<b>395300</b>	17862.5	4.38	9157.5	2.18	29059.3	7.22	64439	16.18	63735	16.00
yars revenge	3092.9	<b>15000105</b>	102557	0.66	84231.14	0.54	166292.3	1.09	972000	6.46	968090	6.43
zaxxon	32.5	83700	22209.5	26.51	32935.5	39.33	41118	49.11	109140	130.41	<b>216020</b>	<b>200.00</b>
MEAN SABER(%)	0.00	<b>100.00</b>		28.39		29.45		36.78		61.66		71.26
Learning Efficiency	0.00	N/A		1.42E-09		1.47E-09		1.84E-09		3.08E-09		<b>3.56E-09</b>
MEDIAN SABER(%)	0.00	<b>100.00</b>		4.92		4.31		8.08		35.78		50.63
Learning Efficiency	0.00	N/A		2.46E-10		2.16E-10		4.04E-10		2.27E-09		<b>2.53E-09</b>
HWRB	0	<b>57</b>		4		3		7		17		22

Table 11: Score table of SOTA 200M model-free algorithms on SABER.



Games	R2D2	SABER(%)	NGU	SABER(%)	AGENT57	SABER(%)	GDI-I <sup>3</sup>	SABER(%)	GDI-H <sup>3</sup>	SABER(%)
Scale	10B		35B		100B		200M		200M	
alien	109038.4	43.23	248100	98.48	<b>297638.17</b>	<b>118.17</b>	43384	17.15	48735	19.27
amidar	27751.24	26.64	17800	17.08	<b>29660.08</b>	<b>28.47</b>	1442	1.38	1065	1.02
assault	90526.44	200.00	34800	200.00	67212.67	200.00	63876	200.00	<b>97155</b>	<b>200.00</b>
asterix	999080	99.91	950700	95.07	991384.42	99.14	759910	75.99	<b>999999</b>	<b>100.00</b>
asteroids	265861.2	2.52	230500	2.19	150854.61	1.43	751970	7.15	<b>760005</b>	<b>7.23</b>
atlantis	1576068	14.76	1653600	15.49	1528841.76	14.31	3803000	35.78	<b>3837300</b>	<b>36.11</b>
bank heist	<b>46285.6</b>	<b>56.40</b>	17400	21.19	23071.5	28.10	1401	1.69	1380	1.66
battle zone	513360	64.08	691700	86.35	<b>934134.88</b>	<b>116.63</b>	478830	59.77	824360	102.92
beam rider	128236.08	12.79	63600	6.33	300509.8	30.03	162100	16.18	<b>422390</b>	<b>42.22</b>
berzerk	34134.8	3.22	36200	3.41	<b>61507.83</b>	<b>5.80</b>	7607	0.71	14649	1.37
bowling	196.36	62.57	211.9	68.18	<b>251.18</b>	<b>82.37</b>	201.9	64.57	205.2	65.76
boxing	99.16	99.16	99.7	99.70	<b>100</b>	<b>100.00</b>	<b>100</b>	<b>100.00</b>	<b>100</b>	<b>100.00</b>
breakout	795.36	92.04	559.2	64.65	790.4	91.46	<b>864</b>	<b>100.00</b>	<b>864</b>	<b>100</b>
centipede	532921.84	40.85	<b>577800</b>	44.30	412847.86	31.61	155830	11.83	195630	14.89
chopper command	960648	96.06	999900	99.99	999900	99.99	<b>999999</b>	<b>100.00</b>	<b>999999</b>	<b>100.00</b>
crazy climber	312768	144.41	313400	144.71	<b>565909.85</b>	<b>200.00</b>	201000	90.96	241170	110.17
defender	562106	9.31	664100	11.01	677642.78	11.23	893110	14.82	<b>970540</b>	<b>16.11</b>
demon attack	143664.6	9.22	143500	9.21	143161.44	9.19	675530	43.10	<b>787985</b>	<b>50.63</b>
double dunk	23.12	105.35	-14.1	11.36	23.93	107.40	<b>24</b>	<b>107.58</b>	<b>24</b>	<b>107.58</b>
enduro	2376.68	25.02	2000	21.05	2367.71	24.92	<b>14330</b>	<b>150.84</b>	14300	150.53
fishing derby	81.96	106.74	32	76.03	<b>86.97</b>	<b>109.82</b>	59	95.08	65	96.31
freeway	<b>34</b>	<b>89.47</b>	28.5	75.00	32.59	85.76	<b>34</b>	<b>89.47</b>	<b>34</b>	<b>89.47</b>
frostbite	11238.4	2.46	206400	45.37	<b>541280.88</b>	<b>119.01</b>	10485	2.29	11330	2.48
gopher	122196	34.37	113400	31.89	117777.08	33.12	<b>488830</b>	<b>137.71</b>	473560	133.41
gravitar	6750	4.04	14200	8.62	<b>19213.96</b>	<b>11.70</b>	5905	3.52	5915	3.53
hero	37030.4	3.60	69400	6.84	<b>114736.26</b>	<b>11.38</b>	38330	3.73	38225	3.72
ice hockey	<b>71.56</b>	<b>175.34</b>	-4.1	15.04	63.64	158.56	44.92	118.94	<b>47.11</b>	<b>123.54</b>
jamesbond	23266	51.05	26600	58.37	135784.96	200.00	594500	200.00	<b>620780</b>	<b>200.00</b>
kangaroo	14112	0.99	<b>35100</b>	2.46	24034.16	1.68	14500	1.01	14636	1.02
krull	145284.8	140.18	127400	122.73	251997.31	200.00	97575	93.63	<b>594540</b>	<b>200.00</b>
kung fu master	200176	20.00	212100	21.19	206845.82	20.66	140440	14.02	<b>1666665</b>	<b>166.68</b>
montezuma revenge	2504	0.21	<b>10400</b>	0.85	9352.01	0.77	3000	0.25	2500	0.21
ms pacman	29928.2	10.22	40800	13.97	<b>63994.44</b>	<b>21.98</b>	11536	3.87	11573	3.89
name this game	45214.8	187.21	23900	94.24	<b>54386.77</b>	<b>200.00</b>	34434	140.19	36296	148.31
phoenix	811621.6	20.20	959100	23.88	908264.15	22.61	894460	22.27	<b>959580</b>	<b>23.89</b>
pitfall	<b>0</b>	<b>0.20</b>	7800	7.03	<b>18756.01</b>	<b>16.62</b>	0	0.20	-4.3	0.20
pong	<b>21</b>	<b>100.00</b>	19.6	96.64	20.67	99.21	<b>21</b>	<b>100.00</b>	<b>21</b>	<b>100.00</b>
private eye	300	0.27	<b>100000</b>	98.23	79716.46	78.30	15100	14.81	15100	14.81
qbert	161000	6.70	451900	18.82	<b>580328.14</b>	<b>24.18</b>	27800	1.03	28657	1.19
riverraid	34076.4	3.28	36700	3.54	<b>63318.67</b>	<b>6.21</b>	28075	2.68	28349	2.70
road runner	498660	24.47	128600	6.31	243025.8	11.92	<b>878600</b>	<b>43.11</b>	999999	49.06
robotank	<b>132.4</b>	<b>176.42</b>	9.1	9.35	127.32	169.54	108	143.63	113.4	150.68
seaquest	999991.84	100.00	<b>1000000</b>	100.00	999997.63	100.00	943910	94.39	<b>1000000</b>	<b>100.00</b>
skiing	-29970.32	-93.10	-22977.9	-42.53	<b>-4202.6</b>	<b>93.27</b>	-6774	74.67	-6025	86.77
solaris	4198.4	2.69	4700	3.14	<b>44199.93</b>	<b>38.99</b>	11074	8.93	9105	7.14
space invaders	55889	8.97	43400	6.96	48680.86	7.81	140460	22.58	<b>154380</b>	<b>24.82</b>
star gunner	521728	200.00	414600	200.00	<b>839573.53</b>	<b>200.00</b>	465750	200.00	677590	200.00
surround	<b>9.96</b>	<b>101.84</b>	-9.6	2.04	9.5	99.49	-7.8	11.22	2.606	64.32
tennis	<b>24</b>	<b>106.70</b>	10.2	75.89	23.84	106.34	<b>24</b>	<b>106.70</b>	<b>24</b>	<b>106.70</b>
time pilot	348932	200.00	344700	200.00	405425.31	200.00	216770	200.00	<b>450810</b>	<b>200.00</b>
tutankham	393.64	7.11	191.1	3.34	<b>2354.91</b>	<b>43.62</b>	423.9	7.68	418.2	7.57
up n down	542918.8	200.00	620100	200.00	623805.73	200.00	<b>986440</b>	<b>200.00</b>	966590	200.00
venture	1992	5.12	1700	4.37	<b>2623.71</b>	<b>6.74</b>	2000	5.14	2000	5.14
video pinball	483569.72	0.54	965300	1.08	<b>992340.74</b>	<b>1.11</b>	925830	1.04	978190	1.10
wizard of wor	133264	33.62	106200	26.76	<b>157306.41</b>	<b>39.71</b>	64439	16.18	63735	16.00
yars revenge	918854.32	6.11	986000	6.55	<b>998532.37</b>	<b>6.64</b>	972000	6.46	968090	6.43
zaxxon	181372	200.00	111100	132.75	<b>249808.9</b>	<b>200.00</b>	109140	130.41	216020	200.00
MEAN SABER(%)		60.43		50.47		<b>76.26</b>		61.66		71.26
Learning Efficiency		6.04E-11		1.44E-11		7.63E-12		5.90E-09		<b>3.56E-09</b>
MEDIAN SABER(%)		33.62		21.19		43.62		35.78		<b>50.63</b>
Learning Efficiency		3.36E-11		6.05E-12		4.36E-12		2.27E-09		<b>2.53E-09</b>
HWRB		15		9		18		17		<b>22</b>

Table 12: Score table of SOTA 10B+ model-free algorithms on SABER.

Games	MuZero	SABER(%)	DreamerV2	SABER(%)	SimPLe	SABER(%)	GDI-I <sup>3</sup>	SABER(%)	GDI-H <sup>3</sup>	SABER(%)
Scale	20B		200M		1M		200M		200M	
alien	<b>741812.63</b>	<b>200.00</b>	3483	1.29	616.9	0.15	43384	17.15	48735	19.27
amidar	<b>28634.39</b>	<b>27.49</b>	2028	1.94	74.3	0.07	1442	1.38	1065	1.02
assault	<b>143972.03</b>	<b>200.00</b>	7679	88.51	527.2	3.62	63876	200.00	97155	200.00
asterix	998425	99.84	25669	2.55	1128.3	0.09	759910	75.99	<b>999999</b>	<b>100.00</b>
asteroids	678558.64	6.45	3064	0.02	793.6	0.00	751970	7.15	<b>760005</b>	<b>7.23</b>
atlantis	1674767.2	15.69	989207	9.22	20992.5	0.08	3803000	35.78	<b>3837300</b>	<b>36.11</b>
bank heist	1278.98	1.54	1043	1.25	34.2	0.02	<b>1401</b>	<b>1.69</b>	1380	1.66
battle zone	<b>848623</b>	<b>105.95</b>	31225	3.87	4031.2	0.47	478830	59.77	824360	102.92
beam rider	<b>454993.53</b>	<b>45.48</b>	12413	1.21	621.6	0.03	162100	16.18	422390	42.22
berzerk	<b>85932.6</b>	<b>8.11</b>	751	0.06	N/A	N/A	7607	0.71	14649	1.37
bowling	<b>260.13</b>	<b>85.60</b>	48	8.99	30	2.49	202	64.57	205.2	65.76
boxing	<b>100</b>	<b>100.00</b>	87	86.99	7.8	7.71	<b>100</b>	<b>100.00</b>	<b>100</b>	<b>100.00</b>
breakout	<b>864</b>	<b>100.00</b>	350	40.39	16.4	1.70	<b>864</b>	<b>100.00</b>	<b>864</b>	100.00
centipede	<b>1159049.27</b>	<b>89.02</b>	6601	0.35	N/A	N/A	155830	11.83	195630	14.89
chopper command	991039.7	99.10	2833	0.20	979.4	0.02	<b>999999</b>	<b>100.00</b>	<b>999999</b>	<b>100.00</b>
crazy climber	<b>458315.4</b>	<b>200.00</b>	141424	62.47	62583.6	24.77	201000	90.96	241170	110.17
defender	839642.95	13.93	N/A	N/A	N/A	N/A	893110	14.82	<b>970540</b>	<b>16.11</b>
demon attack	143964.26	9.24	2775	0.17	208.1	0.00	675530	43.40	<b>787985</b>	<b>50.63</b>
double dunk	23.94	107.42	22	102.53	N/A	N/A	<b>24</b>	<b>107.58</b>	<b>24</b>	<b>107.58</b>
enduro	2382.44	25.08	2112	22.23	N/A	N/A	<b>14330</b>	<b>150.84</b>	14300	150.53
fishing derby	<b>91.16</b>	<b>112.39</b>	93.24	200.00	-90.7	0.61	59	92.89	65	96.31
freeway	33.03	86.92	<b>34</b>	<b>89.47</b>	16.7	43.95	<b>34</b>	<b>89.47</b>	<b>34</b>	<b>89.47</b>
frostbite	<b>631378.53</b>	<b>138.82</b>	15622	3.42	236.9	0.04	10485	2.29	11330	2.48
gopher	130345.58	36.67	53853	15.11	596.8	0.10	<b>488830</b>	<b>137.71</b>	473560	133.41
gravitar	<b>6682.7</b>	<b>4.00</b>	3554	2.08	173.4	0.00	5905	3.52	5915	3.53
hero	<b>49244.11</b>	<b>4.83</b>	30287	2.93	2656.6	0.16	38330	3.73	38225	3.72
ice hockey	<b>67.04</b>	<b>165.76</b>	29	85.17	-11.6	-0.85	44.92	118.94	47.11	123.54
jamesbond	41063.25	90.14	9269	20.30	100.5	0.16	594500	200.00	<b>620780</b>	<b>200.00</b>
kangaroo	<b>16763.6</b>	<b>1.17</b>	11819	0.83	51.2	0.00	14500	1.01	14636	1.02
krull	269358.27	200.00	9687	7.89	2204.8	0.59	97575	93.63	<b>594540</b>	<b>200.00</b>
kung fu master	<b>204824</b>	<b>20.46</b>	66410	6.62	14862.5	1.46	140440	14.02	1666665	166.68
montezuma revenge	0	0.00	1932	0.16	N/A	N/A	<b>3000</b>	<b>0.25</b>	2500	0.21
ms pacman	<b>243401.1</b>	<b>83.89</b>	5651	1.84	1480	0.40	11536	3.87	11573	3.89
name this game	<b>157177.85</b>	<b>200.00</b>	14472	53.12	2420.7	0.56	34434	140.19	36296	148.31
phoenix	<b>955137.84</b>	<b>23.78</b>	13342	0.31	N/A	N/A	894460	22.27	959580	23.89
pitfall	<b>0</b>	<b>0.20</b>	-1	0.20	N/A	N/A	<b>0</b>	<b>0.20</b>	-4.3	0.20
pong	<b>21</b>	<b>100.00</b>	19	95.20	12.8	80.34	<b>21</b>	<b>100.00</b>	<b>21</b>	<b>100.00</b>
private eye	<b>15299.98</b>	<b>15.01</b>	158	0.13	35	0.01	15100	14.81	15100	14.81
qbert	<b>72276</b>	<b>3.00</b>	162023	6.74	1288.8	0.05	27800	1.15	28657	1.19
riverraid	<b>323417.18</b>	<b>32.25</b>	16249	1.49	1957.8	0.06	28075	2.68	28349	2.70
road runner	613411.8	30.10	88772	4.36	5640.6	0.28	878600	43.11	<b>999999</b>	<b>49.06</b>
robotank	<b>131.13</b>	<b>174.70</b>	65	85.09	N/A	N/A	108	143.63	113.4	150.68
seaquest	999976.52	100.00	45898	4.58	683.3	0.06	943910	94.39	<b>1000000</b>	<b>100.00</b>
skiing	<b>-29968.36</b>	<b>-93.09</b>	-8187	64.45	N/A	N/A	-6774	74.67	-6025	86.77
solaris	56.62	-1.07	883	-0.32	N/A	N/A	<b>11074</b>	<b>8.93</b>	9105	7.14
space invaders	74335.3	11.94	2611	0.40	N/A	N/A	140460	22.58	<b>154380</b>	<b>24.82</b>
star gunner	549271.7	200.00	29219	37.21	N/A	N/A	465750	200.00	<b>677590</b>	<b>200.00</b>
surround	<b>9.99</b>	<b>101.99</b>	N/A	N/A	N/A	N/A	-8	11.22	2.606	64.32
tennis	0	53.13	23	104.46	N/A	N/A	<b>24</b>	<b>106.70</b>	<b>24</b>	<b>106.70</b>
time pilot	<b>476763.9</b>	<b>200.00</b>	32404	46.71	N/A	N/A	216770	200.00	450810	200.00
tutankham	<b>491.48</b>	<b>8.94</b>	238	4.22	N/A	N/A	424	7.68	418.2	7.57
up n down	715545.61	200.00	648363	200.00	3350.3	3.42	<b>986440</b>	<b>200.00</b>	966590	200.00
venture	0.4	0.00	0	0.00	N/A	N/A	<b>2000</b>	<b>5.23</b>	2000	5.14
video pinball	<b>981791.88</b>	<b>1.10</b>	22218	0.02	N/A	N/A	925830	1.04	978190	1.10
wizard of wor	<b>197126</b>	<b>49.80</b>	14531	3.54	N/A	N/A	64439	16.14	63735	16.00
yars revenge	553311.46	3.67	20089	0.11	5664.3	0.02	<b>972000</b>	<b>6.46</b>	968090	6.43
zaxxon	<b>725853.9</b>	<b>200.00</b>	18295	21.83	N/A	N/A	109140	130.41	216020	200.00
MEAN SABER(%)		<b>71.94</b>		27.22		4.67		61.66		71.26
Learning Efficiency		3.60E-11		1.36E-09		<b>4.67E-08</b>		5.90E-09		3.56E-09
MEDIAN SABER(%)		49.8		4.22		0.13		35.78		<b>50.63</b>
Learning Efficiency		2.49E-11		2.11E-10		1.60E-09		2.27E-09		<b>2.53E-09</b>
HWRB		19		3		0		17		<b>22</b>

Table 13: Score table of SOTA model-based algorithms on SABER.

Games	Muesli	SABER(%)	Go-Explore	SABER(%)	GDI-I <sup>3</sup>	SABER(%)	GDI-H <sup>3</sup>	SABER(%)
Scale	200M		10B		200M		200M	
alien	139409	55.30	<b>959312</b>	<b>200.00</b>	43384	17.15	48735	19.27
amidar	<b>21653</b>	<b>20.78</b>	19083	18.32	1442	1.38	1065	1.02
assault	36963	200.00	30773	200.00	63876	200.00	<b>97155</b>	<b>200.00</b>
asterix	316210	31.61	999500	99.95	759910	75.99	<b>999999</b>	<b>100.00</b>
asteroids	484609	4.61	112952	1.07	751970	7.15	<b>760005</b>	<b>7.23</b>
atlantis	1363427	12.75	286460	2.58	3803000	35.78	<b>3837300</b>	<b>36.11</b>
bank heist	1213	1.46	<b>3668</b>	<b>4.45</b>	1401	1.69	1380	1.66
battle zone	414107	51.68	<b>998800</b>	<b>124.70</b>	478830	59.77	824360	102.92
beam rider	288870	28.86	371723	37.15	162100	16.18	<b>422390</b>	<b>42.22</b>
berzerk	44478	4.19	<b>131417</b>	<b>12.41</b>	7607	0.71	14649	1.37
bowling	191	60.64	<b>247</b>	<b>80.86</b>	202	64.57	205.2	65.76
boxing	99	99.00	91	90.99	<b>100</b>	<b>100.00</b>	<b>100</b>	<b>100.00</b>
breakout	791	91.53	774	89.56	<b>864</b>	<b>100.00</b>	<b>864</b>	<b>100.00</b>
centipede	<b>869751</b>	<b>66.76</b>	613815	47.07	155830	11.83	195630	14.89
chopper command	101289	10.06	996220	99.62	<b>999999</b>	<b>100.00</b>	<b>999999</b>	<b>100.00</b>
crazy climber	175322	78.68	235600	107.51	201000	90.96	<b>241170</b>	<b>110.17</b>
defender	629482	10.43	N/A	N/A	893110	14.82	<b>970540</b>	<b>16.11</b>
demon attack	129544	8.31	239895	15.41	675530	43.40	<b>787985</b>	<b>50.63</b>
double dunk	-3	39.39	<b>24</b>	<b>107.58</b>	<b>24</b>	<b>107.58</b>	<b>24</b>	<b>107.58</b>
enduro	2362	24.86	1031	10.85	<b>14330</b>	<b>150.84</b>	14300	150.53
fishing derby	51	87.71	<b>67</b>	<b>97.54</b>	59	92.89	65	96.31
freeway	33	86.84	<b>34</b>	<b>89.47</b>	<b>34</b>	<b>89.47</b>	<b>34</b>	<b>89.47</b>
frostbite	301694	66.33	<b>999990</b>	<b>200.00</b>	10485	2.29	11330	2.48
gopher	104441	29.37	134244	37.77	<b>488830</b>	<b>137.71</b>	473560	133.41
gravitar	11660	7.06	<b>13385</b>	<b>8.12</b>	5905	3.52	5915	3.53
hero	37161	3.62	37783	3.68	38330	3.73	<b>38225</b>	<b>3.72</b>
ice hockey	25	76.69	33	93.64	44.92	118.94	<b>47.11</b>	<b>123.54</b>
jamesbond	19319	42.38	200810	200.00	594500	200.00	<b>620780</b>	<b>200.00</b>
kangaroo	14096	0.99	<b>24300</b>	<b>1.70</b>	14500	1.01	14636	1.02
krull	34221	31.83	63149	60.05	97575	93.63	<b>594540</b>	<b>200.00</b>
kung fu master	134689	13.45	24320	2.41	140440	14.02	<b>1666665</b>	<b>166.68</b>
montezuma revenge	2359	0.19	<b>24758</b>	<b>2.03</b>	3000	0.25	2500	0.21
ms pacman	65278	22.42	<b>456123</b>	<b>157.30</b>	11536	3.87	11573	3.89
name this game	105043	200.00	<b>212824</b>	<b>200.00</b>	34434	140.19	36296	148.31
phoenix	805305	20.05	19200	0.46	894460	22.27	<b>959580</b>	<b>23.89</b>
pitfall	0	0.20	<b>7875</b>	<b>7.09</b>	0	0.2	-4.3	0.20
pong	20	97.60	<b>21</b>	<b>100.00</b>	<b>21</b>	<b>100</b>	<b>21</b>	<b>100.00</b>
private eye	10323	10.12	<b>69976</b>	<b>68.73</b>	15100	14.81	15100	14.81
qbert	157353	6.55	<b>999975</b>	<b>41.66</b>	27800	1.15	28657	1.19
riverraid	<b>47323</b>	<b>4.60</b>	35588	3.43	28075	2.68	28349	2.70
road runner	327025	16.05	999900	49.06	878600	43.11	<b>999999</b>	<b>49.06</b>
robotank	59	76.96	<b>143</b>	<b>190.79</b>	108	143.63	113.4	150.68
seaquest	815970	81.60	539456	53.94	943910	94.39	<b>1000000</b>	<b>100.00</b>
skiing	-18407	-9.47	<b>-4185</b>	<b>93.40</b>	-6774	74.67	-6025	86.77
solaris	3031	1.63	<b>20306</b>	<b>17.31</b>	11074	8.93	9105	7.14
space invaders	59602	9.57	93147	14.97	140460	22.58	<b>154380</b>	<b>24.82</b>
star gunner	214383	200.00	609580	200.00	465750	200.00	<b>677590</b>	<b>200.00</b>
surround	<b>9</b>	<b>96.94</b>	N/A	N/A	-8	11.22	2.606	64.32
tennis	12	79.91	<b>24</b>	<b>106.7</b>	<b>24</b>	<b>106.70</b>	<b>24</b>	<b>106.70</b>
time pilot	359105	200.00	183620	200.00	216770	200.00	<b>450810</b>	<b>200.00</b>
tutankham	252	4.48	<b>528</b>	<b>9.62</b>	424	7.68	418.2	7.57
up n down	649190	200.00	553718	200.00	<b>986440</b>	<b>11.9785</b>	966590	200.00
venture	2104	5.41	<b>3074</b>	<b>7.90</b>	2035	5.23	2000	5.14
video pinball	685436	0.77	<b>999999</b>	<b>1.12</b>	925830	1.04	978190	1.10
wizard of wor	93291	23.49	<b>199900</b>	<b>50.50</b>	64293	16.14	63735	16.00
yars revenge	557818	3.70	<b>999998</b>	<b>6.65</b>	972000	6.46	968090	6.43
zaxxon	65325	78.04	18340	21.88	109140	130.41	<b>216020</b>	<b>200.00</b>
MEAN SABER(%)		48.74		<b>71.80</b>		61.66		71.26
Learning Efficiency		2.43E-09		7.18E-11		3.08E-09		<b>3.56E-09</b>
MEDIAN SABER(%)		24.86		50.5		35.78		<b>50.63</b>
Learning Efficiency		1.24E-09		5.05E-11		1.78E-09		<b>2.53E-09</b>
HWRB		5		15		17		22

Table 14: Score table of other SOTA algorithms on SABER.